NATIONAL DRESSAGE RULES 2026

EFFECTIVE 20 APRIL 2026



Table of Contents

PREAMBLE 6

FEI CODE OF CONDUCT FOR THE WELFARE OF THE HORSE 6

1. General Welfare 6
2. Fitness to compete 7
3. Events must not prejudice Horse welfare 7
4. Humane treatment of Horses 8
5. Education 8

CHAPTER 1 ~~SECTION 31~~ 9

GENERAL REGULATIONS 9

~~3~~1.~~4~~1.0 AGE CLASSFICATION OF ATHLETES 9

~~3~~1.~~5~~2.0 IDEFINITION OF HORSE AND PONY 10

~~34~~1.~~9~~3.0 AGE OF HORSES/PONIES 10

~~3~~1.~~1~~4.0 CROSS ENTRIES 10

~~3~~1.~~2~~5.0 NUMBER OF ENTRIES 11

~~3~~1.~~3~~6.0 ORDER OF STARTING (Preferred system of drawing the starting order) 11

~~3~~1.~~6~~7.0 PRIZE MONEY 12

1.8.0 OBJECT AND GENERAL PRINCIPLES OF DRESSAGE – Extract from FEI Dressage Judging Manual ~~(1 January 2024)~~ 12

CHAPTER 2 ~~SECTION 32~~ 13

~~3~~2.1.0 TESTS, ARENAS AND OFFICIALS 13

~~3~~2.2.0 CALLING OF TESTS 13

~~3~~2.3.0 ARENAS 13

~~3~~2.4.0 RIDING IN THE ARENA 14

~~3~~2.5.0 JUDGES AND OFFICIALS (to be read in conjunction with Appendix DS/7) 14

~~3~~2.6.0 JUDGING OF TESTS 15

~~3~~2.7.0 SCORING 15

~~3~~2.8.0 SCORE SHEETS 19

~~3~~2.9.0 TIME 20

~~3~~2.10.0 RIDING OF TESTS 20

CHAPTER 3 ~~SECTION 33~~ 22

~~3~~3.1.0 SADDLERY AND DRESS 22

~~3~~3.1.1 Saddles 22

~~3~~3.2.0 PERMITTED BRIDLES 22

~~33~~.3.0 WHIP~~/SPURS~~ 24
~~33~~.4.0 IDENTIFICATION NUMBERS 25
~~33~~.5.0 PROHIBITED SADDLERY IN THE ARENA 25
~~33~~.6.0 EXERCISING AND/OR WARMING UP AT AN EVENT 26
~~33~~.7.0 CHECKING SADDLERY 27
~~33~~.8.0 DRESS AT ALL RECOGNISED EVENTS 27
~~33~~.9.0 SCHOOLING OF HORSES AT NATIONAL INDIVIDUAL AND TEAM CHAMPIONSHIPS, FEI EVENTS & THE DRESSAGE SA CHALLENGE 27
CHAPTER 4 ~~SECTION 34~~ 28
GRADING 28
~~34~~.1.0 Grading of Horses and Ponies 28
~~34~~.1.4 GRADING OF TESTS 29
~~34~~.1.5 COMPETING IN MORE THAN ONE GRADE 29
~~34~~.2.0 HORSE GRADING POINTS 30
~~34~~.3.0 POINTS FOR UP-GRADING 30
~~34~~.4.0 DOWN-GRADING 30
~~34~~.5.0 DOWN-GRADING ON CHANGE OF OWNERSHIP AND/OR RIDER 30
~~34.6.0 RECLASSIFICATION TO HIGHER AGE GROUP~~ 31
~~34~~.7~~6~~.0 GRADING OF IMPORTED HORSES 31
~~34~~.8~~7~~.0 PONIES/HORSES DEFINITION 31
~~34~~.10~~8~~.0 ATHLETE GRADING 31
~~34~~.11~~9~~.0 INTERNATIONAL LICENSE REGULATION 32
CHAPTER 5 ~~SECTION 35~~ 34
THE SENIOR ~~Adult, YOUNG RIDER,~~ JUNIOR AND CHILDREN AND PONY RIDER INDIVIDUAL DRESSAGE CHAMPIONSHIPS OF SOUTH AFRICA 34
CROSS REFERENCE AND APPLICATION (see Section 09 of the SAEF General Regulations) 34
~~35~~.1.0 QUALIFICATION OF RIDERS 34
~~35~~.2.0 QUALIFICATION OF HORSES 34
~~35~~.3.0 ENTRIES (See SAEF General Regulations Rule 09.8.0) 34
~~35~~.4.0 COMPETITIONS PRIOR TO THE CHAMPIONSHIP 35
~~35~~.5.0 PRIZE MONEY AND AWARDS 35
~~35~~.6.0 THE TEST 36
~~35~~.7.0 THE ARENA 36
~~35~~.8.0 THE JURY (See also rule ~~3~~2.5.0 and Appendix DS/7) 36
~~35~~.9.0 SADDLERY 36

~~35~~.10.0 SUBSTITUTIONS (See Appendix DS/11~~2~~) 36
~~35~~.11.0 ORDER OF RIDING IN THE CHAMPIONSHIP CLASS 36
~~35~~.12.0 TIES FOR FIRST PLACE ONLY 37
~~35~~.13.0 MINIMUM SCORE TO WIN OR PLACE AT SOUTH AFRICAN CHAMPIONSHIPS 37
~~35~~.14.0 TENDER TO HOST THE SOUTH AFRICAN SENIOR ~~ADULT~~ DRESSAGE CHAMPIONSHIPS 37
~~35~~.15.0 THE PROVINCIAL DRESSAGE COMMITTEE 37

CHAPTER 6 ~~SECTION 36~~ 38

THE SENIOR ~~Adult, YOUNG RIDER~~, JUNIOR AND CHILDREN AND PONY RIDER NATIONAL DRESSAGE TEAM CHAMPIONSHIPS OF SOUTH AFRICA 38

~~36~~.1.0 CROSS REFERENCE AND APPLICATION 38
~~36~~.2.0 STAGING OF CHAMPIONSHIP 38
~~36~~.3.0 QUALIFICATION OF RIDER 38
~~36~~.4.0 QUALIFICATION OF HORSES 38
~~36~~.5.0 TEAM ENTRIES, NOMINATIONS, FINAL SELECTION 39
~~36~~.6.0 ORDER IN WHICH TEAMS WILL START 39
~~36~~.7.0 SUBSTITUTIONS (See Appendix DS/11~~2~~) 39
~~36~~.8.0 THE TEST 39
36.9.0 COMPETITIONS PRIOR TO THE CHAMPIONSHIP 40
~~36~~.10.0 TROPHIES, AWARDS AND PRIZE MONEY 40
~~36~~.11.0 THE ARENA 40
~~36~~.12.0 THE PROVINCIAL DRESSAGE COMMITTEE 40

CHAPTER 7 ~~SECTION 38~~ 41

PROVINCIAL DRESSAGE CHAMPIONSHIPS 41

~~38~~7.1.0 ENTRIES 41

APPENDIX DS/1 - ARENAS FOR DRESSAGE COMPETITIONS 42
APPENDIX DS/2 - KEY TO DRESSAGE FIGURES 44
APPENDIX DS/3 – SADDLERY 47
APPENDIX DS/4 – BITS 49
APPENDIX DS/4 – CONTINUED 50
APPENDIX DS/5 - DRESS AT ALL RECOGNISED EVENTS 51
APPENDIX DS/6 - FREESTYLE RULES 53
APPENDIX DS/7 - OBLIGATORY USE OF PANEL JUDGES (Read in conjunction with Section ~~3~~2.5.0). 67
APPENDIX DS/8 – DRESSAGE SA CHALLENGE RULES 70
APPENDIX DS/9 – DIRECTIVES FOR YOUNG HORSE DRESSAGE COMPETITIONS 74
~~APPENDIX DS/10 - DRESSAGE DERBY~~ 82

APPENDIX DS/10~~1~~ – ARENA ETIQUETTE AND SAFETY 83

APPENDIX DS/11~~2~~ – SUBSTITUTIONS 84

APPENDIX DS/12~~3~~ – ~~SADDLERY – EQUIPMENT (Extract from FEI Rules)~~ FEI TACK & EQUIPMENT REQUIREMENTS 86

APPENDIX DS/13~~4~~ – SANCTIONS – SUMMARY FOR FEI COMPETITIONS AND GUIDELINES FOR LOCAL COMPETITIONS 91

APPENDIX DS/14 – PROTOCOL - application of FEI Veterinary Regulations Article 1004.4 – Unnatural foam 94

PREAMBLE

These National Rules for the Dressage Discipline are produced mainly for use at CDN or lower Status Events and have been drawn up in the broadest possible terms so as to allow show-holding bodies affiliated to Dressage SA, and the Dressage SA itself, as much freedom as possible in the management of their shows and in the preparation of their schedules. Every eventuality cannot be provided for in these Rules. In any unforeseen or exceptional circumstances, it is the duty of the Ground Jury to make a decision in a sporting spirit, by approaching as nearly as possible the intention of these Rules and the FEI. These rules have to be read in conjunction with the FEI Dressage Rules, SAEF General Regulations, ~~and~~ Veterinary Regulations, FEI Dressage Judging Manual and FEI Tack App.

Para Dressage Athletes to refer to the FEI Para Dressage Rules.

All other texts covering the same matter (other editions and all other official documents) issued previously are superseded.

FEI CODE OF CONDUCT FOR THE WELFARE OF THE HORSE

The FEI requires all those involved in international equestrian sport to adhere to the FEI Code of Conduct and to acknowledge and accept that at all times the welfare of the Horse must be paramount. Welfare of the Horse must never be subordinated to competitive or commercial influences. The following points must be particularly adhered to:

1. General Welfare:

a) Good Horse management.

Stabling and feeding must be compatible with the best Horse management practices. Clean and good quality forage, feed and water must always be available.

b) Training methods.

Horses must only undergo training that matches their physical capabilities and level of maturity for their respective disciplines. They must not be subjected to methods which are abusive or cause fear.

c) Farriery and tack.

Foot care and shoeing must be of a high standard. Tack must be designed and fitted to avoid the risk of pain or injury.

d) Transport.

During transportation, Horses must be fully protected against injuries and other health risks. Vehicles must be safe, well ventilated, maintained to a high standard, disinfected regularly and are driven by competent personnel. Competent handlers must always be available to manage the Horses.

e) Transit.

All journeys must be planned carefully, and Horses allowed regular rest periods with access to food and water in line with current FEI guidelines.

2. Fitness to compete:

a) Fitness and competence.

Participation in Competition must be restricted to fit Horses and Athletes of proven competence. Horses must be allowed suitable rest period between training and Competitions; additional rest periods should be allowed following travelling.

b) Health status.

No Horse deemed unfit to compete may compete or continue to compete, veterinary advice must be sought whenever there is any doubt.

c) Doping and Medication.

Any action or intent of doping and illicit use of medication constitute a serious welfare issue and will not be tolerated. After any veterinary treatment, sufficient time must be allowed for full recovery before Competition.

d) Surgical procedures.

Any surgical procedures that threaten a competing Horse's welfare or the safety of other Horses and/or Athletes must not be allowed.

e) Pregnant/recently foaled mares.

Mares must not compete after their fourth month of pregnancy or with foal at foot.

f) Misuse of aids.

Abuse of a Horse using natural riding aids or artificial aids (e.g. whips, spurs, etc.) will not be tolerated.

3. Events must not prejudice Horse welfare:

a) Competition areas.

Horses must be trained and compete on suitable and safe surfaces. All obstacles and Competition conditions must be designed with the safety of the Horse in mind.

b) Ground surfaces.

All ground surfaces on which Horses walk, train or compete must be designed and maintained to reduce factors that could lead to injury.

c) Extreme weather.

Competitions must not take place in extreme weather conditions that may compromise welfare or safety of the Horse. Provision must be made for cooling conditions and equipment for Horses after competing.

d) Stabling at Events.

Stables must be safe, hygienic, comfortable, well ventilated and of sufficient size for the type and disposition of the Horse. Washing-down areas and water must always be available.

4. Humane treatment of Horses:

a) Veterinary treatment.

Veterinary expertise must always be available at an Event. If a Horse is injured or exhausted during a Competition, the Athlete must stop competing and a veterinary evaluation must be performed.

b) Referral centres.

Wherever necessary, Horses should be collected by ambulance and transported to the nearest relevant treatment centre for further assessment and therapy. Injured Horses must be given full supportive treatment before being transported.

c) Competition injuries.

The incidence of injuries sustained in Competition should be monitored. Ground surface conditions, frequency of Competitions and any other risk factors should be examined carefully to indicate ways to minimise injuries.

d) Euthanasia.

If injuries are sufficiently severe a Horse may need to be euthanized on humane grounds by a veterinarian as soon as possible, with the sole aim of minimising suffering.

e) Retirement.

Horses must be treated sympathetically and humanely when they retire from Competition.

5. Education:

The FEI urges all those involved in equestrian sport to attain the highest possible levels of education in areas of expertise relevant to the care and management of the Competition Horse.

This Code of Conduct for the Welfare of the Horse may be modified from time to time and the views of all are welcomed. Particular attention will be paid to new research findings and the FEI encourages further funding and support for welfare studies.

CHAPTER 1 ~~SECTION 31~~

GENERAL REGULATIONS – Refer to the current SAEF General Regulations for Dressage approved from time to time

The Dressage SA Council will compile a set of "Guidelines" and "Check List" for the benefit of organizers of major events. These Guidelines and Check Lists will be reviewed and amended from time to time as deemed necessary.

Passports with up to date AHS and Influenza vaccinations signed by a qualified veterinarian must accompany horses at all shows. Failure to produce a horse's passport upon request of the Organizing Committee of the show may result in a fine and possible elimination from the event by a qualified veterinarian or the Veterinary Representative.

~~3~~1.4~~1~~.0 AGE CLASSFICATION OF ATHLETES

~~3~~1.4~~1~~.1 Child~~ren~~ Athlete: Category of athletes who may take part in Children Competitions. Inclusion of athletes in this category until the end of the year they reach the age of fourteen (14).

Note*: This age classification will be phased out and will no longer apply from 1 January 2027.

~~3~~1.4~~1~~.2 Junior Athlete: Category of athletes who may take part in Competitions for Juniors from the year they reach the age of fourteen (14) until the end of the year they reach the age of eighteen (18).

~~31.41.3 Young Rider: Category of athletes who may take part in Competitions for Young Riders from the beginning of the year they reach the age of sixteen (16) until the end of the year they reach the age of twenty-one (21).~~

~~3~~1.4~~1~~.4~~3~~ ~~Adult~~ Senior Athlete: An athlete from the beginning of the year they reach the age of eighteen (18) or older.

3~~1~~.4~~1~~.5~~4~~ Pony Rider: Category of athletes who may take part in Competitions for Pony Riders until the end of the year they reach the age of sixteen (16) riding Ponies as specified in rule 31.5.2.

~~3~~1.4~~1~~.6~~5~~ Para-Equestrian Athletes: Para-Equestrian Competitors are allowed to compete in Dressage Competitions using compensatory aids in accordance with their respective degree of disability as defined by the Para-Equestrian ID Card.

~~31.41.7 Athletes may apply to their provincial Dressage Councils for dual classification where applicable.~~

~~3~~1.4.6 A Junior athlete may from the age of sixteen (16) apply to ride as a Senior.

~~3~~1.4.7 Amateur: will be defined as a Senior athlete who has never ridden at Medium Level or above at any graded Dressage show.

~~3~~1.4.8 Elite Amateur: will be defined as a Senior athlete who has never ridden at Small Tour, Medium Tour or Big Tour at any graded Dressage show

~~3~~1.4.9 Veteran: will be defined as a Senior athlete aged sixty (60) years or older, provided they elect to be recognised as such at the time of registration.

~~3~~1.~~5~~2.0 DEFINITION OF HORSE AND PONY

~~3~~1.~~5~~2.1 HORSE

Horses at all levels must have a height at the withers exceeding one meter and forty-eight centimeters (1.48 m) without shoes.

~~3~~1.~~5~~2.2 PONY

~~3~~1.~~5~~2.2.1 A pony is a small Horse whose height at the withers, having been measured on a smooth level surface, does not exceed one meter forty-eight (1.48 m) without shoes. Refer to Veterinary Rules for Measuring of ponies.

~~3~~1.~~5~~2.2.2 Only Ponies may be ridden in Pony Rider Classes. Horses and ponies may be ridden in all other classes

~~3~~1.~~5~~2.2.3 Ponies shall be re-measured annually until the age of seven (7), where after the horse shall be re-measured upon request by a registered Panel Official(s) linked to a specific event

~~3~~1.~~5~~2.2.4 Ponies in possession of a valid 'Life Height Certificate' endorsed prior to 1 August 2012, will retain the certificate if it is compliant with requirements such as the horse having been measured by two (2) Official Measurers and such measurement certified by both measurers and endorsed in the passport

~~3~~1.~~5~~2.2.5 Ponies measuring one meter fifty (1.50m) without shoes and one meter fifty-one (1.51m) with shoes and registered as ponies before 31 December 2014 will retain their status as a Pony until such time as they retire.

~~34~~1.~~9~~3.0 AGE OF HORSES/PONIES

~~34~~1.~~9~~3.1 Horses may take part, provided they are aged

- 4 years and over, in grades Preliminary to Advanced level;
- 7 years and over, in Small Tour
- and 8 years and over in Medium Tour tests and freestyle, and Big Tour tests and freestyle.

~~34~~1.~~9~~3.2 The age is counted from 1st August for Southern Hemisphere.

~~34~~1.~~9~~3.3 Young horse tests are open to 4 to 7-year-old horses.

~~3~~1.~~1~~4.0 CROSS ENTRIES

~~3~~1.~~1~~4.1 Provincial Dressage Committees shall only give consent to include Juniors competing in Senior ~~Adult~~ classes where the number of Juniors is such that it is impracticable to stage separate classes for Seniors ~~Adults~~ and Juniors. Separate prizes and grading points (where class is graded) must be awarded, if more than five in either of the relevant classes. Show Holding Bodies will be required to reflect classes for Juniors separately on their schedules. In

combined classes Show Holding Bodies will be required to indicate on the programme details of athletes falling within the age category of Junior

~~31.14.2 Provincial Dressage Committees shall only give consent to include Pony Riders competing in Children classes where the number of Pony Riders or Children is such that it is impracticable to stage separate classes for Pony Riders and Children. Separate prizes and grading points (where class is graded) must be awarded, if more than five in either of the relevant classes.~~

~~3~~1.~~25~~.0 NUMBER OF ENTRIES

~~3~~1.~~25~~.1 One warm up and one qualifying competition shall be staged at all National Championship events. Should there be twenty-five or more Athletes, the competition will be divided into two or more pools depending on the number of entries. Separate prize money must be awarded to each pool and the jury may be different for each pool. In cases of major competitions such as championships or where a competition offers a medal or a trophy etc., a qualifier, split into separate pools, may be ridden and the top 15 ~~to 25~~ horses selected for the final competition. The same jury should judge all pools and the competition may be run over more than one day. If this is not possible where there are large volumes of qualifiers, a suitable formula should be worked out and approved by the Provincial Dressage Committee for pools with different judges. Separate prize money must be awarded for each pool.

~~3~~1.~~36~~.0 ORDER OF STARTING (Preferred system of drawing the starting order)

~~3~~1.~~36~~.1 INDIVIDUAL COMPETITIONS

The Organizing Committee of the Event shall draw the order of starting for each competition in the Event taking into consideration multiple horse and rider combination entries and cross entries, in as fair a manner as possible.

~~3~~1.~~36~~.2 Should an athlete have more than one horse in a competition the order of starting will be adjusted by the Organizing Committee to ensure that, whenever possible, these horses will have reasonable time to warm up. Such athletes may, at the time of entry, nominate in which order they wish to ride their various horses. Failure to do this will result in the athlete having to ride in the order of the draw or programme. This provision will not apply in Team Competitions where the Team horse must always be ridden first. (See rule ~~3~~1.~~36~~.~~98~~).

~~3~~1.~~36~~.3 No athlete shall compete in more than one pool in a competition. Where a substitution occurs which gives an athlete horses in two pools, that combination of horse and athlete shall be transferred to the same pool.

~~3~~1.~~36~~.4 Athletes may NOT ride out of order. Any request to ride out of order must be referred to the Organizing Committee (or Dressage SA representative at National Events) whose written permission will only be granted if circumstances warrant such changes and where the programme can accommodate such changes.

~~3~~1.~~36~~.5 Organizing Committees may run two classes concurrently in such a way that athletes will start the second class after completing the first one, ~~with a rest period recommended~~, keeping the original order of starting.

~~31.3.6. TEAM COMPETITIONS (including National Team Championships)~~

~~3~~1.~~36~~.~~76~~ COMBINED INDIVIDUAL / TEAM COMPETITIONS

~~3~~1.~~3~~6.~~8~~7 Competitions in which the athlete's individual score in the individual competition also counts for his team score in the team competition,

~~3~~1.~~3~~6.~~9~~8 Thereafter, the provisions of rules ~~3~~1.~~3~~6.5 shall be complied with for the Individual athletes who may be interspersed between the team entries ensuring that the provisions of rule ~~3~~1.~~3~~6.3 are complied with and further ensuring that an athlete shall always ride his team entry horse before his individual entry horse or horses.

~~3~~1.~~6~~7.0 PRIZE MONEY

Prize money per placing and per class shall be published on the final program at all graded shows. Prize money is discretionary except at the Individual National Championships.

~~**Section 37**~~

1.8.0 OBJECT AND GENERAL PRINCIPLES OF DRESSAGE – Extract from FEI Dressage Judging Manual ~~(1 January 2024)~~

Object and general principles of dressage have been removed from the Rules. Please refer to the Object, General Principles of Dressage in the current FEI Dressage Judging Manual.

CHAPTER 2 ~~SECTION 32~~

~~3~~2.1.0 TESTS, ARENAS AND OFFICIALS

~~3~~2.1.1 Snaffles are allowed to be used at all levels, except for CDI3*/4*/5*. FEI will inform accordingly for the FEI World Dressage Challenge.

~~3~~2.1.2 To qualify for grading, tests must be selected from the current Dressage SA or FEI Official Tests.

~~3~~2.1.3 For Seniors ~~Adult~~ and Juniors ~~competitions the same series of Tests shall be used~~. the current Dressage SA tests shall be ridden.

~~3~~2.1.4 For Pony Riders and Children, the current ~~Pony Rider~~ Dressage SA ~~and Pony Rider FEI~~ tests shall be ridden.

~~3~~2.1.5 For Pony Rider and Children's Open (Medium), the current ~~Pony Rider Dressage SA and Children~~ FEI Pony Rider and Children tests shall be ridden.

~~3~~2.1.6 An athlete may compete in any level on any horse Hors Concours by arrangement with the Show Organiser.

~~3~~2.2.0 CALLING OF TESTS

~~3~~2.2.1 In all competitions other than the Senior ~~Adult~~ and Junior (Individual) Championship of South Africa and the Dressage SA Challenge, athletes shall have the option of having the Test called unless stipulated to the contrary in the Schedule, or the test being an official FEI Test, in which case it must be ridden from memory. Where an FEI test is used as warm up or qualifier, then the Schedule may stipulate that it may be called.

~~3~~2.2.2 Only the wording printed on the official test may be called and may be repeated. The Phonetic alphabet may be used by callers for clarity.

~~3~~2.2.3 Athletes shall provide their own callers.

~~3~~2.2.4 Any error in riding the Test, whether by reason of faulty calling or not, shall be penalized as per rule ~~3~~2.7.8

~~3~~2.2.5 Any outside help by voice, signs, etc. is considered as illegal or unauthorised assistance to a rider or to his horse. An athlete or horse receiving unauthorised assistance must be eliminated.

~~3~~2.2.6 If the incorrect test is called the Judge may provide the caller with a correct test and allow the athlete to continue the test after deducting the relevant marks for Error of Course (see rule ~~3~~2.2.4 and ~~3~~2.7.8)

~~3~~2.3.0 ARENAS

~~3~~2.3.1 All tests are ridden individually in an arena of 60 meters by 20 meters, or 40 meters by 20 meters as per the official test. (See Appendix DS/1). The warm-up arenas should be the same size and have the same surface as the competition arenas.

~~3~~2.3.2 The arena shall be set up in accordance with Appendix DS/1 where spectators or other objects, as far as possible should be outside the 10 meter limit, but under no circumstances

may they be inside a 5 meter limit. Indoor arenas should comply as far as possible to the spirit of this rule.

~~3~~2.3.3 The arena surrounds shall not be constructed of any material that may cause a horse to take fright or cause injury. The rails of the fence should be such as to prevent the horse's hoofs from being caught. The rails may not contain any metal components. The arena should be completely closed, and the minimum height of the surround should be between 25 and 30cm. Arenas that have concrete surrounds are permitted for all provincial and national shows but are not permitted for any FEI Events.

~~32.3.4 During National Team Competitions, where tests are ridden in all-weather arenas, the arena should be raked after every fifth horse, except when there are five or more teams competing, when it should be raked after every fourth horse. It is recommended that the whole arena be raked. If the whole arena cannot be raked, then at least the corners should be raked.~~

~~3~~2.3.~~5~~4 Scoreboards

No scoring must/should be visible to the judges during a test. Solutions to show a running score (total average percentage) and open scoring (average marks per movement for all judges) to the audience are encouraged.

~~3~~2.4.0 RIDING IN THE ARENA

~~3~~2.4.1 On penalty of elimination no horse, either ridden or led, may enter the competition arena(s) except when actually competing unless special permission to do so has been granted by the Show Director and the Dressage SA Representative. It is recommended that Organizing Committees allow all athletes a chance to ride in the competition arenas, before competing at all major events, it is mandatory that all competitors may apply for a familiarization time slot, in a fully setup arena, including flower pots, banners, filming equipment if possible and any material which may be in place on the day, in order to ensure that the horses are able to give creditable performances during the event. Arenas should be made available on the day prior to the competition and where possible at set times before or after classes during the event. When riding in the warm-up arena, etiquette and safety directives should be followed (Appendix DS/11) – Arena Etiquette and Safety.

~~3~~2.4.2 Entering the arena. For indoor competitions and other arenas where it is not practical for the athletes to ride their horses around the outside of the arena prior to entering the arena, athletes must be permitted to enter the arena before the bell is sounded. After the bell has sounded competitors may commence their test from within the arena.

~~3~~2.4.3 Prelim horses will always be allowed to enter the arena from the outside or the inside before the commencement of their test. After the bell has sounded competitors must commence their test from the outside if they have not entered the arena or from within the arena if they have already entered the arena prior to the bell.

~~3~~2.4.4 Horses will be permitted to enter the arena before commencement of their test if it is not accessible to enter at trot/canter.

~~3~~2.5.0 JUDGES AND OFFICIALS (to be read in conjunction with Appendix DS/7)

~~3~~2.5.1 All persons who are members of recognized panels of officials, whether Provincial, Dressage SA or FEI shall be members of Dressage SA.

~~3~~2.5.2 For events organized by affiliated bodies for grading purposes, the use of officials on Provincial, Dressage SA and FEI authorised ~~panels~~ lists as applicable, is obligatory, unless permission is obtained from the Provincial Committee for Provincial Competitions or the National Committee for National Events.

~~3~~2.5.3 Judges shall be appointed by the Organizing Committee and where there is more than one judge, the judge sitting at C shall be the Ground Jury. For National Individual and Team Championships refer also to rule ~~3~~5.8.0.

~~3~~2.5.4 The use of electronic communication, including cell/mobile phones, is forbidden while judging. Alcohol should not be consumed by judges until finishing the day's judging. Scores from previous tests should not be given to the judges during an on-going class

~~3~~2.6.0 JUDGING OF TESTS

~~3~~2.6.1 All dressage competitions staged at recognized events shall be conducted, judged and marked in accordance with Dressage SA Rules for Dressage competitions or FEI rules for Dressage where the event is a CDI, CDIO or an FEI event.

~~3~~2.6.2 Horses may be disqualified from a competition, if in the opinion of the judge(s), their performance is not up to standard.

~~3~~2.6.3 At non-CDN status events, Prize Money shall be allocated at the discretion of the Organising Committee. Prize Money at CDN status events shall be allotted in accordance with the FEI rules.

~~3~~2.6.4 In case of any technical failure beyond the control of the athlete that will interfere with the competition, the judge at C shall ring the bell. It is recommended that in clear cases of external disturbance, the same procedure is applied. In the case of an athlete's music failing during a Freestyle Test and in cases where there is no back-up system, the rider can, with the permission of the President of the Ground Jury, leave the arena. There should be minimum interference with the starting times of the other athletes. The affected athlete should return to complete or restart his/her test during a scheduled break in the competition or at the end of the competition. President of the Ground Jury, after conferring with the athlete, will determine when the athlete should return to the arena. It is up to the athlete whether to restart the test from the beginning or to commence from the point where the music failed. In any case the already given marks will not be changed.

~~3~~2.6.5 If there are foreign objects in the arena that could have an influence on performance, the test ~~has to~~ may be stopped and the Athlete can continue once the object has been removed.

~~3~~2.7.0 SCORING

~~3~~2.7.1 The Judges will award marks for each movement of the test in a range of 10 to 0. Preliminary level and Novice tests may be judged by one or more judges and an overall mark given out of 10. Young Horse tests must be judged by a panel of judges sitting together at C and an overall mark given out of 10. (see Appendix DS/9)

~~3~~2.7.2 In the case of one Judge the points are added up to give the competitor's score.

~~3~~2.7.3 In the case of two or more judges the totals are added together to give the competitor's score and a percentage calculated.

~~3~~2.7.4 Penalty points are deducted from each individual judge's total.

~~3~~2.7.5 In the event of a tie for 1st place in any class, the total of collective mark may be used to determine the winner. Should the total of the collective marks still be equal then the result will be a tie.

~~3~~2.7.6 The scale of marks is as follows:

10	Excellent	4	Insufficient
9	Very Good	3	Fairly Bad
8	Good	2	Bad
7	Fairly Good	1	Very Bad
6	Satisfactory	0	Not executed
5	Marginal		

Where marks of below 6 are awarded, Judges are obliged to record their reason why the mark was given next to the movement on the test sheet.

"Not Executed" means that nothing of the required movement has been performed.

All half marks from 0.5 to 9.5 may be used for movements and collective marks.

Collective marks are awarded after the athlete has completed his performance for:

1 Paces

2 Impulsion

3 Submission

4 Rider (The athlete's position and seat~~, correctness and effect of the aids~~).

5 Rider (Rider's Correct and effect use of the aids).

~~(Preliminary tests / Novice tests and young horse tests have different categories.)~~ The above is only relevant from DSA Preliminary to Advanced tests.

~~3~~2.7.7 In the event of a Judge altering a mark already awarded, the Judge shall initial such alteration, and the alteration may not be accepted by the recorder without such authorisation. No alteration may be made to marks once test sheets have been handed to the recorder, unless a mark has been omitted, or an error spotted.

All tests shall be marked in ink and signed by the judge.

~~3~~2.7.8 When an athlete makes an error of course (takes the wrong turn, omits a movement, etc.), the President of the Ground Jury (judge at 'C') warns him, by sounding the bell. The President of the Ground Jury shows ~~him~~ the athlete, if necessary, the point at which ~~he~~ the athlete must take up the test again and the next movement to be executed, then leaves ~~him~~ the athlete to continue ~~himself~~ the test. However, in some cases when, although the athlete makes an error

of course, the sounding of the bell would unnecessarily impede the fluency of the performance – for instance if the athlete makes a transition from medium trot to collected walk at V instead of at K, or cantering up the centre-line from A, makes a pirouette at D instead of at L – it is up to the President of the Ground Jury to decide whether to ring the bell or not.

However, if the bell is not sounded at an error of course and the test requires the same movement to be repeated and the athlete again makes the same error, the athlete is only penalized once.

The decision whether or not an error of course was made will be that of the President of the Ground Jury, the other judges' scores will be adjusted accordingly.

~~3~~2.7.9 Every error of course whether the bell was sounded or not, must be penalized:

The first time by 2 points.

The second by 4 points.

The third time the competitor is eliminated.

In principle an athlete may not repeat a movement of a test unless the President of the Ground Jury decides on an error of course (rings the bell). If, however, the athlete has started the execution of a movement and attempts to do the same movement again, the judge must consider the first movement only, and at the same time penalise as for an error of course.

Unnoticed error. If the Jury has not noticed an error, the athlete will not be penalized.

~~3~~2.7.10 Rising & Sitting Trot

Errors made contrary to test instructions will be penalized by the deduction of two marks from those that would be awarded for each movement in which the error occurs. However, when riding FEI tests these will be counted as an error of course.

~~3~~2.7.11 Elimination. (Summarizing when you eliminate and when you penalize)

(a) Irregularity. In a case of marked irregularity, the President of the Ground Jury informs the athlete that he is eliminated. Elimination from a test, for irregularity or unevenness, incurs elimination from any further competition for the rest of the event. There is no appeal against this decision. (See also Rule ~~3~~2.10.7)

(b) Resistance. Any resistance which prevents the continuation of the test longer than 20 seconds is punished by elimination. However, resistance that may endanger athlete, horse, judges or the public will be eliminated for safety reasons, earlier than within 20 seconds. This also applies to any resistance before the entering the dressage arena.

(c) Fall. In the case of a fall of horse and/or athlete, the athlete will be eliminated.

(d) Leaving arena during dressage test. (as per rule ~~3~~2.10.6.i) A horse leaving ~~the~~ an enclosed arena (there are no gaps between the arena surrounds) ~~completely~~ ~~enclosed~~ and where the surrounds are between 25cm or 30cm, with all four feet, during a dressage competition between the time of entry and the time of exit, will be eliminated. If a horse leaves the arena with all four feet during a test where the entrance at A is open, then it

is 0 (zero) for the movement. If a horse leaves the arena that is not regulation height or there are gaps in the surrounds, then it is nought for the movement.

(e) Outside assistance. Any outside help by voice, signs, etc. is considered an illegal or unauthorised assistance to an athlete or to his horse. An athlete or horse receiving positive assistance must be eliminated.

(f) Whip. In events where the whip is prohibited and the whip is carried longer than three movements.

(g) Other reasons for Elimination may also be:

- Horse and rider combination not being able to fulfil the requirements of the level.
- The performance is against the welfare of the horse.
- Horse and rider combination not entering the competition arena within the specified starting time. Except where a valid reason thereto has been informed to the Judge at C, valid reason may be losing a shoe etc.
- Bleeding: If the Judge at C suspects fresh blood anywhere on the horse during the test, he will stop the horse to check for blood. If the horse shows fresh blood, it will be eliminated. The elimination is final. If the Judge through examination clarifies that the horse has no fresh blood, the horse may resume and finish its test. If the horse is eliminated pursuant to the above, the decision is not subject to appeal.
- Welfare: In an event where the Athlete is completing two consecutive tests, a horse eliminated in the first arena for welfare reasons (irregularity, blood, performance) may not compete in the second arena.

~~3~~2.7.12 Penalty Points.

The penalty points are deducted on each Judge's sheet from the total points obtained by the athlete. The following are considered as penalties for the deduction of points:

Penalties

Error of course

First error 2 Points

Second error 4 Points

Third error Elimination

Penalty (not cumulative) for the following

All of the following are considered penalties, and two (2) points will be deducted per occurrence, but they are not cumulative and will not result in Elimination (including for Freestyle tests):

~~3~~2.7.12.1 Entering the space around the arena with whip (when a whip is not permitted)

~~3~~2.7.12.2 Entering the dressage arena with whip (when a whip is not permitted)

~~3~~2.7.12.3 Not entering the arena within 45 seconds after the bell

~~3~~2.7.12.4 Entering the arena before the sound of the bell

~~3~~2.7.12.5 In the Freestyle, entering the arena after more than 30 seconds of music

~~3~~2.7.12.6 Entering the Dressage arena with a whip or with boots/bandages on the Horse's legs or with discrepancy in dress (e.g. lack of gloves). If the test has already started before the discrepancy has been noticed, the Judge at C stops the Athlete and if needed and possible, an assistant may enter the arena to remove the item(s). The Athlete then continues the test, either starting from the beginning (from the inside of the fence) or from the movement where they were stopped. The marks given before they were stopped are not changed

~~3~~2.7.12.7 Using voice or clicking the tongue repeatedly

~~3~~2.7.12.8 Athletes not taking the reins in one (1) hand at the salute

~~3~~2.7.12.9 Penalty points for FEI tests run under FEI Rules (CDI Events or Dressage World Challenge etc.) shall be awarded as stipulated on the tests.

Errors of course ~~(Art 430.6.1)~~ (FEI Dressage Rules, Art. 419, 420.) are penalised:

First error – 2 percentage points

Second error – Elimination

For Young Horse tests, Children, Pony Riders and Junior tests, the deduction shall be:

First error – zero point five (0.5) percentage point

Second error – one (1.0) percentage point

Third error – Elimination

Two (2) points to be deducted per other error

~~3~~2.8.0 SCORE SHEETS

~~3~~2.8.1 Judges' Score sheets shall be available to athletes after the final result of the competition has been announced.

~~3~~2.8.2 In the event of an objection being lodged the applicable score sheets must be returned to the judges.

~~3~~2.8.3 Judges' score sheets shall be completed, audited and signed prior to being handed to athletes as defined in rule ~~3~~2.8.1.

~~3~~2.8.4 It is the Judge's responsibility to ensure that each score sheet has his/her name or identification symbol stated on the sheet, that every movement has a mark, that errors of course penalties have been correctly recorded and that each sheet bears his/her signature. (See rule ~~3~~2.7.7).

~~3~~2.9.0 TIME

~~3~~2.9.1 Only Freestyle tests are timed. The time shown on other test sheets is for information only. (See Appendix DS/6 – Freestyle rules).

~~3~~2.10.0 RIDING OF TESTS

~~3~~2.10.1 Salute: The Athlete must take the reins in one hand at the salute. The athlete must drop one hand in the salute to the judge. A whip, if carried, will be held in the rein hand. Failure to comply with these requirements will be penalized by the deduction of two marks from those that would have been awarded for the movement. The deduction of the two marks is not counted as an "Error of Course" penalty. Athletes must take the reins in one (1) hand at the salute.

~~3~~2.10.2 Falls: In the case of a fall of horse and/or rider the athlete will be penalized by elimination.

~~3~~2.10.3 Voice: The use of the voice in any way whatsoever or clicking of the tongue once or repeatedly is a serious fault, involving the deduction of at least 2 marks from those that would have been awarded for the movement where this occurred.

~~3~~2.10.4 Resistance: Any resistance which prevents the continuation of the test for longer than twenty (20) seconds is penalized by elimination.

However, resistance that may endanger athlete, horse, judges or the public will be penalized by elimination for safety reasons earlier than within twenty (20) seconds. This also applies to any resistance before entering the Dressage arena.

~~3~~2.10.5 Dismounting: An athlete who dismounts in the arena, without a reason acceptable to the Jury, shall be eliminated.

~~3~~2.10.6 A horse leaving the Arena: with all four feet during the test will incur the following penalty:

Elimination:

- if the horse leaves a fully enclosed arena (there are no gaps between the arena surrounds) with a surround of a minimum of 25cm

No points for the current movement:

- if the horse leaves ~~an~~ a fully enclosed arena (there are no gaps between the arena surrounds) or an arena with a surround height lower than 25cm, ~~arena~~ at an opening at A,
- if the horse leaves an arena, with a surround lower than 25cm,
- if the horse leaves an arena that is not completely enclosed (there is gaps between the arena surrounds).

On completion of the test, the exit must be made at A in the manner in which the test determines.

~~3~~2.10.7 Lameness: In the case of marked irregularity or unevenness as decided by the President of the Ground Jury, the president of the Jury informs the Athlete that he is eliminated. There is no Appeal against this decision. If, however the horse shows intermittent irregularity or unevenness, the Athlete, will be allowed by the President of the Ground Jury (i.e. the Judge

positioned at C) to complete the test, providing no distress is seen in the horse by the President of Jury. The intermittent irregularity or unevenness will be penalized with a mark of 4 for each movement in which the intermittent irregularity or unevenness is observed by the President of the Ground Jury. Elimination from a test, for irregularity or unevenness, incurs elimination from any further competition for the rest of the event. (Refer also to ~~3~~2.7.11)

In competitions that are not qualifying for a next test, the Horse needs to pass a reinspection by a Veterinarian to be able to start the next test (i.e. normally the test that takes place the day after).

The horse may not compete on the same day again but when the competition is over a few days, the event veterinarian can inspect the horse and clear it for competition. It is highly recommended that horses or ponies that are re-admitted after lameness may be subjected to mandatory drug testing, the cost of which will be borne by the competitor. Re-entry following lameness is permitted only if time constraints allow. If a horse or pony is drug tested, the Organising Committee must submit a report to the DSA National Office.

~~3~~2.10.8 Riding out of Order: See DSA Rules ~~31.3.5~~ ~~3~~1.~~3~~6.5

~~3~~2.10.9 Commencement: An athlete may ride, not more than twice, around the arena before the bell is sounded. After the sound of the bell, the athlete must enter the arena as soon as possible. Exceeding 45 seconds before entering the arena after the bell has sounded will entail a penalty of two (–2) marks. The same applies to an athlete who enters the arena at A before the signal has been given. The Judge at C is responsible to time this and to ring the bell at a point where the horse is close enough to A to comply with this. In the event that the Horse starts to defecate or urinate, the clock will be stopped until the horse is ready to continue at which point the clock will be restarted.

~~3~~2.10.10 Retirement: If an athlete retires from a test, he/she must inform the judge of this intention by raising a hand or saluting.

~~3~~2.10.11 Broken tack: The Judge's discretion should be used concerning broken tack. The comfort of the horse and the safety of the athlete should be the main concerns, but time-consuming repairs cannot be allowed. Assistance by a third party whether the athlete is mounted or dismounted may be authorised at the Judge's discretion.

~~3~~2.10.12 Accuracy at markers: In a movement which must be carried out at a certain point of the arena, it should be done at the moment when the athlete's body is above this point, except in transitions where the horse approaches the letter from a diagonal or perpendicular to the point where the letters are positioned. In this case, the transitions must be done when the horse's nose reaches the track at the letter so that the horse is straight in the transition.

~~3~~2.10.13 Extreme weather conditions: During extreme weather conditions or other extreme situations the President of the Ground Jury may ring the bell for interruption of the test. The affected athlete should return to complete his test when conditions so permit. It is up to the athlete whether to restart the test or commence from the point at which the interruption occurred. In either case the marks already given will not be changed. See ~~3~~2.6.4. In extreme heat conditions with temperatures above 35°C, competitors will be permitted to ride without jackets and the Organising Committee may consider changing riding times wherever possible.

CHAPTER 3 ~~SECTION 33~~

Tack and Equipment requirements have been removed from the Rules. Please refer to the FEI Tack & Equipment Requirements documents and the FEI Tack, Equipment and Dress Database or the FEI Tack App.

~~Please also refer to the FEI Tack, Equipment and Dress Database or the FEI TackApp.~~

Failure to comply with any part of Chapter 3 ~~Section 33~~ shall result in elimination.

~~3~~3.1.0 SADDLERY AND DRESS

~~3~~3.1.1 Saddles

Dressage Saddles which must be close to the horse and have long, near-vertical flaps are compulsory from Medium level upward. General purpose saddles may be used up to Elementary, Jumping or showing saddles may be used up to Novice. Western saddles are not allowed. Stirrup leathers and stirrups are compulsory, are to be attached to the saddle and used in the conventional way. ~~Stirrups can be made from iron, aluminum, plastic or composite materials. Only stirrups which are not attached to the Athlete by e.g. enclosing the foot or being magnetic, are allowed.~~

~~3~~3.1.2 Numnahs or Saddle Cloths are permitted and should be neat and not larger than necessary. Gel, air, foam or Sheepskin pads may be used under saddles. Numnahs or Saddle pads should be white or of conservative colour. Contrast colouring and piping is allowed. Striped or multi adornment pads are not permitted.

~~3~~~~3.1.3~~ ~~Saddle covers are NOT permitted. (e.g. Sheepskin or similar covering). See also rule 33.5.0.~~

~~3~~3.1.~~4~~3 Breastplates and neck straps are permitted but may not be used for events run under FEI rules. Cruppers on ponies are permitted but may not be used for events run under FEI rules.

~~3~~3.2.0 PERMITTED BRIDLES

~~3~~~~3.2.1~~ ~~(a) Except where permitted in term of these rules bridles shall be as per instruction on the official tests. Padding is allowed on bridles both under the bridle and stitched into the leather. See Appendix DS/3 for more permitted bridles.~~

~~(b) Bitless bridles are not permitted.~~

~~3~~3.2.2 PERMITTED BITS

~~All bits permitted by the FEI Dressage Rules are allowed depending on the test ridden. Bits or materials specifically disallowed by FEI will not be allowed.~~

(a) ~~In addition, any other bits illustrated in Appendix DS/4 which are not in the FEI Dressage Rules are permitted for non FEI classes. No other bits will be allowed.~~

(b) ~~Bit guards are NOT permitted.~~

(c) ~~The diameter of snaffle bits is measured either against the outer loose ring, or at the beginning of the radius on egg butt and similar snaffles. The diameter of the mouthpiece of the bridoon must be such so as not to hurt the horse.~~ Pelhams with connectors are allowed for Prelim and Novice Tests for Pony Riders and Children only. ~~The Curb Chain must lie flat in the curb groove (using a lip strap to keep it there if required) and adjusted to allow the shank to rotate to 45 degree to lip line. (Appendix DS/3 p.71).~~

(d) ~~When using a double bridle, the Curb bits must be made of metal or rigid plastic and may be covered with rubber/latex. Lip strap and rubber or leather cover for curb chain is optional (see plates and captions). Curb chains can be made of metal, leather or rubber.~~

(e) ~~The lever arm of the curb bit is limited to 10cm (length below the mouthpiece). If the curb has a sliding mouthpiece, the lever arm of the curb bit below the mouthpiece should not measure more than 10cm when the mouthpiece is at the uppermost position. The upper cheek must not be longer than the lower cheek.~~

(f) ~~It is acceptable that there will be variations in the manufacture of the examples, but the rule in regard to variations in manufacture should be interpreted with the intention that the welfare of the horse, together with the best schooling principles, should be the only consideration.~~

(g) ~~Snaffle, Bridoon and curb bits must have a smooth surface. Twisted and wire bits are prohibited. Bits must be made of metal durable plastic synthetic material or flexible rubber. Bits may be covered with rubber/latex. Bits must not place mechanical restraint upon the tongue. The diameter of the mouthpiece of the bridoon/snaffle and/or curb must be such so as not to hurt the Horse. Minimum diameter of mouthpiece to be twelve millimetres (12 mm) for curb bit, and ten millimetres (10 mm) for bridoon bit. Snaffles must have a minimum diameter of twelve millimetres (12 mm) for horses and ten millimetres (10mm) for Ponies. The diameter of the mouthpiece is measured adjacent to the rings or the cheeks of the mouthpiece.~~

~~33.2.2.1 Snaffle Bits – snaffle bits are permitted when the use of a double bridle is not required.~~

~~a) Snaffle bits may be used with loose ring, D-Ring, Eggbutt and hanging cheeks. Single or double jointed snaffles may also be used with upper or lower cheeks, full cheeks or Fulmer cheeks. Loose rings may have a sleeve fitted around part of the ring.~~

~~b) Flexible rubber or synthetic mouthpieces are permitted.~~

~~c) A snaffle may have up to two (2) joints. A barrel or ball joint is permitted as the centre link in a double jointed snaffle, however, the surface of the centre piece must be solid with no moveable parts other than a roller. The centre link may be tilted in a different orientation from the mouthpiece but must have rounded edges and may not have the effect of a tongue plate.~~

~~d) A double jointed snaffle or snaffle with rotating mouthpiece may be shaped to allow tongue relief. The maximum height of the deviation is 30mm from the lower part of tongue side to the highest part of the deviation. The widest part of the deviation must be where the mouthpiece contacts the tongue and must have a minimum width of thirty millimetres (30mm). The mouthpiece of a jointed or unjointed snaffle may be shaped in a curve within the dimensions specified above.~~

~~33.2.2.2 Bridoon bits – a bridoon bit is defined as a snaffle bit that is used together with a curb bit to form a double bridle.~~

~~a) Bridoons may be used with loose ring and eggbutt cheeks.~~

~~b) Bridoons must have one (1) or two (2) joints. A barrel or ball joint is permitted as the centre link in a double jointed bridoon, however, the surface of the centre piece must be solid with no moveable parts other than a roller. The centre link may not have the effect of a tongue plate.~~

~~c) Bridoons where the centre link(s) of the bit can lock and have the effect of a mullen mouth snaffle are not permitted.~~

~~33.2.2.3 Curb Bits~~

~~a) The length of the lever arm below the mouth piece of the curb bit is limited to ten centimetres (10 cm). The upper cheek must not be longer than the lower cheek and must not exceed five centimetres (5 cm). If the curb has a sliding mouthpiece, the lever arm of the curb bit below the mouth piece should not measure more than ten centimetres (10 cm) when the mouth piece is at the uppermost position.~~

~~b) Curbs may have straight or S-shaped cheeks. They may have rotating lever arms.~~

~~c) The mouthpiece may be straight or shaped to allow tongue relief. The maximum height of the deviation is thirty millimetres (30mm) from the lower part of tongue side to the highest part of the deviation. The widest part of the deviation must be where the mouthpiece contacts the tongue and must have a minimum width of thirty millimetres (30mm).~~

~~d) Curb chain can be made of metal or leather or a combination. Cover for curb chain can be made of leather, rubber or sheep skin. Curb chain hooks can be fixed or not fixed. Lip strap and rubber, leather or sheepskin cover for curb chain are optional.~~

~~3~~3.2.3 NOSEBANDS

(a) ~~Either a dropped noseband or a cavesson as illustrated in Appendix DS/3 may be used with a snaffle bridle, but not both. A cavesson noseband, whether used with a snaffle or double Bridle, may never be so tightly fixed as to harm the horse, and an official, when requested by the President of the Ground Jury or the Organizing Committee, must be able to fit two fingers easily in the space between noseband and the horse's nasal planum. The decision of the President of the Ground Jury shall be final.~~ Pony riders and Children using a Pelham may only use a cavesson noseband.

~~(b) A Mexican noseband or Crossed/Flash noseband as illustrated in Appendix DS/3 is also permitted with a snaffle bridle.~~

~~(c) See Appendix DS/4 for more permitted nosebands.~~

~~3~~3.3.0 WHIP~~/SPURS~~

~~3~~3.3.1 All provincial and national championship classes will be ridden without a whip unless otherwise stated in the schedule. ~~In the Individual South African Championship classes and Individual Freestyle classes, whips are not permitted for Adult Riders. This only applies to the Championships at the highest grade. In this instance.~~ The whip is to be dropped outside of the arena enclosure and horse and rider may not circle the arena carrying a whip before commencement of the test. Failure to do so will result in 2 penalty points being deducted (refer also to ~~3~~2.7.11). In events where the whip is prohibited and the whip is carried longer than three movements, the athlete will be eliminated (refer also to ~~3~~2.7.11).

~~3~~3.3.2 Whips are not permitted at CDI Status Shows nor the FEI ~~WD~~ Dressage World Challenge Classes. Whips are not permitted in shows or classes held under FEI Rules.

~~3~~3.3.3 Whip length may not exceed a total maximum length of 120cm (including the tassle) and for Pony Riders and Children total maximum length is 100cm (including the tassle).

~~3~~3.3.4 The use of one whip, as above, in the practice area is allowed at all events.

~~3~~3.3.5 Only the rider when riding, walking, leading or lungeing a horse (standard length lunge whip allowed), is allowed to carry a whip (maximum1.20 cm) anywhere on the showground. The

groom may also walk, lead and lunge a horse as above. Other parties are allowed to carry a whip, provided it is not in connection with the training of the horse.

~~3~~3.3.6 Crops and showing canes are not permitted to be carried when riding a test. Pony riders and Children are allowed to use crops in the DSA Preliminary and Novice tests.

~~33.3.7 Spurs are allowed for Adults and Juniors in all classes and must be made of metal. The shank must be either curved or straight pointing directly back from the centre of the spur when on the rider's boot. The arms of the spur must be smooth. If rowels are used, they must be blunt/smooth (no sharp edges) and free to rotate. Horizontal and vertical round ball spurs are allowed for Adults and Juniors. See Appendix DS/3 for rowels.~~
~~Metal spurs with round hard plastic knobs are allowed~~

~~("Impuls" spur). "Dummy" spurs with no shank are allowed.~~

~~33.3.8 Children and Pony Riders: Spurs are optional but if used only blunt metal spurs no longer than 3 ½cm (3.5cm) are allowed. Rowels on spurs are not permitted. The length is measured from the boot to the tip of the spur~~

~~33.3.9 Gooseneck spurs are permitted. Smart Clix spurs are permitted.~~

~~3~~3.4.0 IDENTIFICATION NUMBERS

Identification. Each horse keeps the same identification number throughout the event as provided by the Organizing Committee upon arrival. It is compulsory that this number is worn by the Horse while actively competing and at any time while working in the exercise and schooling areas or being hand walked (from the time of their arrival until the end of the Event) so that they can be identified by all Officials including the Stewards. ~~It is compulsory that this number be worn always by the horse whenever it leaves the stables, so that it may be identified by all officials including the stewards.~~ Failure to display this identification number incurs first a warning and, in case of a repeated offence, a fine will be imposed on the rider by the Ground Jury or the Appeal Committee. The identification numbers shall be discreet, the colour of the numbers may vary. The identification number must be displayed at least on one (1) side of the Horse. ~~This number will always be displayed on the left side, either on the bridle or the numnah, if the horse is being ridden, or the bridle/halter if the horse is being hand walked. The number should not be displayed on any part of the rider's clothing.~~

~~3~~3.5.0 PROHIBITED SADDLERY IN THE ARENA

~~3~~3.5.1 ~~In addition to the items of saddlery and/or equipment described as permitted or prohibited under Rules 33.1.1 to 33.3.4, the following items of saddlery and/or equipment are listed as prohibited.~~

~~Martingales, bit guards, nasal strips, magnetic stirrups and any kind of gadget (such as bearing, side, running or balancing rein etc.) and any form of blinkers, are disallowed under penalty of elimination. Breastplates and~~ Neck straps are allowed with the exception of events run under FEI Rules, and except where the Para Rules allow otherwise.

~~33.5.2 Notwithstanding that contained in 33.5.1 (i) the President of the Ground Jury may authorise the strapping up of a wound with Elastoplast or similar.~~

~~33.5.3 Any decoration of the horse with extravagant items such as ribbons or flowers etc. in the tail is strictly forbidden. Normal plaiting of the horse's mane or tail, however, is allowed. False tails are permitted only with prior permission in writing from DSA, valid for one year. False tails may have no metal parts.~~

Event Organisers may allow a themed approach for special events and or freestyles noting the welfare concerns.

~~33.5.4 Ear hoods are permitted for all events. However, ear hoods must not cover the horses' eyes. Ear plugs are not permitted, with the exception of prize-giving.~~

~~33.5.5 Nose Nets~~

~~(a) Only permitted to be used in competitions on approval by the President of the Ground Jury.~~

~~(b) The nose net must be made of transparent material and not cover the mouth or bit.~~

~~3~~3.5.~~6~~2 Conditions of participation for Para-equestrian athletes: Following approval by the Dressage SA council, athletes are allowed to compete in Dressage SA Dressage Competitions using compensatory aids according to their respective degree of disability as defined by Dressage SA / FEI PE ID card or the International Paralympic Equestrian Committee (IPEC). Any such applications for participation in Dressage SA Dressage events must be approved by the Dressage SA Council prior to entry. Each case will be considered individually and once approved need not be submitted again unless the aids are changed.

~~3~~3.5.~~7~~3 Earphones and other electronic communication devices are strictly prohibited and such usage is penalized by elimination. Use of one (1) Earphone~~s~~ and similar device~~s~~ ~~are~~ is however ~~allowed~~ permitted during training and warm up.

~~3~~3.5.~~8~~4 The use of Triangular or Double Sliding Reins are prohibited in all DSA tests.

~~3~~3.5.5 False tails/tail extensions are permitted. False tails may not contain any metal parts, (except for hooks and eyelets), or extra added weight. Random checks will be conducted during the equipment check at the end of the test and contravening this rule will entail a Yellow Warning Card and Elimination.

~~3~~3.5.6 Ear hoods are permitted for all Events and may also provide noise reduction. However, ear hoods must not cover the Horse's eyes. The ear hoods should be discreet in colour and design. Ear hoods may not be attached to the noseband.

~~3~~3.5.7 Fly masks: fly masks are forbidden in the Competition arena but may be allowed in warmup and training arenas at the discretion of the Chief Steward and President of the Ground Jury.

~~3~~3.6.0 EXERCISING AND/OR WARMING UP AT AN EVENT

~~3~~3.6.1 While exercising any horse at a recognized event, only a permitted snaffle or simple double bridle may be used. Ponies or Horses competing in Pony Rider or Children's preliminary and novice classes may be ridden in a Pelham with rein connectors. (See Appendices DS/4 for description of bits).

~~3~~3.6.2 Whilst exercising, boots, bandages, breastplates and neck straps are permitted to be worn. ~~Side reins may be used ONLY when lungeing (un-ridden) but NOT bearing, running or balancing reins of any kind, neither are lunge lines attached from girth or any part of the saddle or surcingle permitted (i.e. Only one lunge line is allowed). Single direct side reins or double sliding reins (triangle) are permitted but may only be used with snaffle bridles (see appendix DS/3).~~ Boots and/or bandages on the Horse's legs are forbidden while competing in the arena. The boots and/or bandages must be removed before entering the space around the Competition arena or the Athlete will be penalized. Rainproof saddle covers may be used to protect saddles from rain. The use of more than one whip anywhere on the show grounds shall not be permitted.

Lunging cavessons, single direct side reins or double sliding side reins (triangle/dreieckzügel) are permitted when lunging. Lunging is allowed with one (1) lunge line only, attached to either a lunging cavesson or a snaffle bridle/bridoon.

Lunging with lunge line attached to the curb is not allowed.

Lungeing may only be done in designated lungeing areas not designated for riding.

~~3~~3.6.3 Exercising or warming up in anything other than the permitted saddlery shall entail elimination of both horse and rider from the event.

~~3~~3.6.4 All athletes, when mounted, must wear protective headgear secured by a three-point harness, at all times.

~~3~~3.7.0 CHECKING SADDLERY

~~3~~3.7.1 It is recommended that a steward is appointed to check saddlery of each horse immediately after it completes the test, except at National Status Shows where random checks will be compulsory. ~~Any discrepancies must be reported to the judge at C and if confirmed will entail immediate elimination. The checking of the bridle must be done with the greatest caution as some horses are very touchy and sensitive about their mouths. The steward must wear surgical/protective gloves for this function which are sanitized or exchanged between each horse.~~

A visual check before leaving the last warm up arena may be conducted by the Stewards to prevent Athletes going into the field of play with any forbidden equipment. A visual check can be declined, as it is designed to help Athletes but is not compulsory. However, it remains the full responsibility of the Athlete not to enter with any forbidden piece of Saddlery. A Steward must be appointed to check the Saddlery of each Horse immediately after it leaves the arena. Any discrepancy will be reported to the Judge at C and result in immediate Elimination if confirmed. The checking of the bridle must be done with the greatest caution, as some Horses are very sensitive about their mouths (Refer to FEI Steward's Manual).

3.7.2 It shall be the Athlete's/groom's responsibility to remove ear hoods when required.

The Steward must use disposable surgical/protective gloves when checking the bridle (a new pair of gloves must be used per Horse).

~~3~~3.8.0 DRESS AT ALL RECOGNISED EVENTS

See Appendix DS/5.

~~3~~3.9.0 SCHOOLING OF HORSES AT NATIONAL INDIVIDUAL AND TEAM CHAMPIONSHIPS, FEI EVENTS & THE DRESSAGE SA CHALLENGE

3.9.1 On no account and under penalty of disqualification, may any horse take part in any class at a National Championship ~~as defined in appendix GR/C of the General Regulations~~, the Dressage SA Challenge or events run under FEI rules, which has been schooled under saddle by anyone other than the athlete concerned or athletes (in event of more than one athlete or substitution), from the start of the day of the event until after the last class in which that horse is entered. It should be noted that the FEI Challenge has special rules in this regard.

CHAPTER 4 ~~SECTION 34~~

GRADING

~~3~~4.1.0 Grading of Horses and Ponies

~~3~~4.1.1 Horse Grades shall be known as:

					Senior Open (SO)		
SENIOR ~~Adult~~ ATHLETES ~~Competitions~~	N	E	M	ADV	SMALL TOUR (ST) • Prix St George • Inter 1 • Inter 1 Freestyle	MEDIUM TOUR (MT) • Inter A • Inter B • Medium Tour Freestyle	BIG TOUR (BT) • Inter II • Grand Prix • Grand Prix Special • Grand Prix Freestyle
JUNIOR ATHLETES	N	E	M	~~JADV~~ Junior Open (JO) • FEI Junior Preliminary • FEI Junior Team • FEI Junior Individual • FEI Junior Freestyle	~~SMALL TOUR (ST)~~ • ~~Prix St George~~ • ~~Inter 1~~ • ~~Inter 1 Freestyle~~	~~MEDIUM TOUR (MT)~~ • ~~Inter A~~ • ~~Inter B~~ • ~~Medium Tour Freestyle~~	~~BIG TOUR (BT)~~ • ~~Inter II~~ • ~~Grand Prix~~ • ~~Grand Prix Special~~ • ~~Grand Prix Freestyle~~
PONY RIDER ATHLETES	PRN	PRE	~~PRM~~ Pony Rider Open (PO) • FEI Pony Rider Preliminary • FEI Pony Rider Team • FEI Pony Rider Individual • FEI Children Team • FEI Children Individual • FEI Pony Rider Freestyle				
CHILDREN ATHLETES	CN	CE	~~CM~~ Children Open (CO) • FEI Pony Rider Preliminary • FEI Pony Rider Team • FEI Pony Rider Individual • FEI Children Team • FEI Children Individual • FEI Pony Rider Freestyle				

~~3~~4.1.2 Points shall be awarded on the following basis irrespective of the number of starters or prizes awarded

Applicable to All Grades

% attained in test	Points awarded
60 % to 64 %	1
65 % to 69 %	2
70 % to 74 %	3
75 % and above	4

A horse shall be upgraded when it has accumulated the number of points as agreed and laid down under rule ~~3~~4.1.3.

~~3~~4.1.3 The classification of the horse must be made by the owner in writing.

i. A Grade N or CN horse or PRN pony may be upgraded when it has accumulated a minimum of 10 points gained in N tests or in any higher tests in which it is eligible to compete. A Grade N or CN horse or PRN Pony shall be upgraded when it has accumulated a maximum of 100 points as described above.

ii. A Grade E or CE horse or PRE Pony may be upgraded when it has accumulated a minimum of 10 points gained in E or in any higher tests in which it is eligible to compete. A Grade E or CE horse or PRE pony shall be upgraded when it has accumulated a maximum of 100 points as described above. A grade CE horse or PRE pony may ride in CO and PO classes

iii. A Grade M may be upgraded when it has accumulated a minimum of 10 points gained in Medium tests or in any higher tests in which it is eligible to compete. A Grade M or horse shall be upgraded when it has accumulated a maximum of 100 points as described above. A grade JM horse or pony may ride in JO classes

iv. A horse Graded ADV may be upgraded to ~~ST (Small Tour)~~ Senior Open when it has accumulated a minimum of 10 points gained in Dressage SA Advanced tests

v. ~~A horse graded ST may be upgraded to MT (Medium Tour) when it has accumulated a minimum of 10 points gained in FEI Small Tour Tests~~

vi. ~~A horse graded MT may be upgraded to BT (Big Tour) when it has accumulated a minimum of 10 points gained in FEI Medium Tour Tests~~

v. Points gained by PRM (PO) ponies, or CM (CO), JO or SO horses will be recorded for future ranking purposes

vi. However, a horse or pony that has accumulated 100 points as described above may, on written request of the registered owner to and with the approval of the Provincial Committee, remain in its present grade for a further year. ~~Re-application to remain in the same grade must be made in writing before 1 August each year.~~

vii. A Grade SO must have received at least a minimum score of 60% in the relevant tour level (ST, MT & BT) or more at any DSA recognised show in order to compete in this grade at a provincial or national championship

ix. ~~Horses may compete at or below their current grade but not above their current grade from Advanced upwards.~~

x. ~~No penalty will be imposed when competing below a grade in FEI classes.~~

~~3~~4.1.4 GRADING OF TESTS

All tests currently recognized as Dressage SA, FEI or FEI World Dressage Challenge tests shall be graded, also Freestyles, but excluding Preliminary tests, Young Horse Tests, Derby or special tests.

~~3~~4.1.5 COMPETING IN MORE THAN ONE GRADE

i. In addition to competing in its own grade, unless otherwise stated in the schedule, a horse may compete in one grade higher than that in which it is registered. Any points gained will be recorded in the horse's own grade.

ii. A horse may compete in one grade lower than that in which it is registered. It will score 95% of the score achieved unless otherwise stated in the schedule and will receive no grading points. Under these circumstances the entries will be included in the total number of the starters used to establish pools and the number of prize.

iii. ~~In all championship competitions, horses may only compete in the grade in which they are currently registered. An "O" athlete may ride the horse in any higher grade than the horse's grade subject to rules 34.9.0 and 34.10.6.~~

~~3~~4.1.6 A horse/Pony:

i. may not compete in more than two grades at any one event unless otherwise provided for in the schedule
ii. may not compete in more than two tests of any grade per day including a freestyle up to and including Elementary level.
iii. may only compete in one DSA Medium level test, Advanced level test or FEI Small Tour and above tests per day regardless of whether the show is run under DSA or FEI rules or not.
iv. if a horse competes in a test at Medium level or above, it may not compete in any other level of test on the same day at any event.

~~3~~4.2.0 HORSE GRADING POINTS

~~3~~4.2.1 Points shall be awarded on the following basis irrespective of the number of starters or prizes awarded: - See Rule ~~3~~4.1.2

~~3~~4.3.0 POINTS FOR UP-GRADING

~~3~~4.3.1 Grading points shall be awarded as specified in rule ~~3~~4.2.1 provided the requirements of ~~3~~4.1.2 is met

~~3~~4.4.0 DOWN-GRADING

~~3~~4.4.1 On written application by the registered owner/guardian, and with the consent of the Provincial Committee concerned, a horse is downgraded without points.

~~3~~4.4.2 A horse will be downgraded from Big Tour to Medium Tour with no points and, from Medium Tour to Small Tour with no points, if the horse gains 54 % or less in three competitions within one registration year. Should the horse gain 54 % or less in a competition where the horse is the only competitor, no prize money, rosettes or any associated sponsor's gifts will be awarded.

~~3~~4.5.0 DOWN-GRADING ON CHANGE OF OWNERSHIP AND/OR RIDER

This section is designed to assist the young, as well as inexperienced, rider on a new horse to compete at the rider's level of competency. It will allow riders to compete on 'school masters' and thereby learn and improve their own standards.

~~3~~4.5.1 In the event of a change of ownership of a horse (or pony) a written application signed by the new owner may be made to the Provincial Committee to down grade the horse to any grade lower than that in which it is currently registered. The application must be made simultaneously with the registration of the change of ownership. The Provincial Dressage Committee at its discretion and based on the findings of the Provincial Dressage Committee shall grant or disallow the downgrading, on the understanding that the horse may only be ridden by the new owner in this grade.

~~3~~4.5.2 In the event of the change of the rider of a horse (or pony) a written application signed by the registered owner may be made to the Provincial Dressage Committee to down grade the horse to any grade lower than that in which it is presently registered. The Provincial Dressage

Committee at its discretion and based on the findings of an investigation by the Provincial Dressage Committee shall grant or disallow the downgrading.

~~3~~4.5.3 A horse that is downgraded in terms of ~~3~~4.5.1 or ~~3~~4.5.2 will be downgraded without points in that grade.

~~3~~4.5.4 In the context of downgrading in terms of ~~3~~4.5.1 or ~~3~~4.5.2 a written application may be made for the cancellation of all points attained by a novice horse.

~~3~~4.5.5 If the downgrading is disallowed by the Provincial Dressage Committee, the registered owner may appeal to the Chairman of the Provincial Dressage Committee, who will appoint an arbiter to assess and make a recommendation, which shall be binding.

~~34.6.0 RECLASSIFICATION TO HIGHER AGE GROUP~~

~~This section is no longer relevant as horses are not classified. Horses merely retain their grade and point standings.~~

~~3~~4.7~~6~~.0 GRADING OF IMPORTED HORSES

In the case of OPEN athletes, on importation of a horse, a record of that horse's achievement is to be provided by the owner in support of the grade into which the horse is to be placed. In the absence of a performance record, ~~the bona fide athlete/owner may select the grade~~ the horse must be graded at the highest grade achieved by the rider. ~~Where the grade chosen proves to be inappropriate then the horse/athlete combination must be assessed by an evaluation panel appointed by the DSA Council. In the event of a change of the bona fide athlete within a period of two years, the new combination of horse and athlete may be reassessed in the same manner.~~

~~If the imported horse is to be ridden by a Standard athlete, then rule 34.10.5 will apply i.e. the horse may be ridden in the highest grade achieved by the standard rider.~~

~~3~~4.8~~7~~.0 PONIES/HORSES DEFINITION

Ponies are ponies as defined in the Dressage SA Regulations. ~~3~~1.5.2.
Horses measuring 1.48 and under may not be ridden in Junior or Senior ~~Adult~~ Derby Classes where riders are required to change horses.

~~3~~4.~~10~~8.0 ATHLETE GRADING

~~34.10.1~~ ~~All athletes are automatically graded "S" (Standard). They will be graded S Prelim, S Novice or S Elementary etc. according to the highest grade they have ridden.~~

~~3~~4.~~10~~8.~~2~~1 An athlete may ride in up to their own grade or one grade higher as per the grading for the horse.

~~3~~4.~~10~~8.~~3~~2 Senior ~~Adult and Young Rider~~ athletes may apply for "O" status (Open) once they have locally produced proof that they have achieved 64% or above on any horse, at a DRESSAGE SA locally recognized event in FEI Small Tour, FEI Medium Tour and FEI Big Tour tests on at least three occasions/tests (not Freestyles) in Senior ~~Adult or Young rider~~ classes. "O" status will reassessed every second year.

~~3~~4.~~10~~8.~~4~~3 An "O" athlete may apply to be re-graded as an "S" athlete if they have not competed at locally Advanced or higher for a period of three years.

~~34.10.5~~ ~~If an "S" athlete imports a horse which has competed at a higher level or buys a horse locally that has been graded higher than their own grade, they may apply to re-grade the horse to the highest grade that they have ridden and take the horse through the grades as described in these rules or they may apply to the provincial committee to ride at the proven grade of the horse or any lowergrade for a maximum of three tests and provided they achieve at least 60 % they may be graded to ride at that level. If an "O" athlete imports a horse, then locallyrule 34.7.0 applies.~~

~~3~~4.~~10~~8.~~6~~4 An O athlete may ride a horse at the horse's grade or any grade higher at any DSA recognised event, provided it complies with rule ~~34.9.0~~. ~~34~~1.~~9~~3.1

~~3~~4.~~10~~8.~~7~~5 If the O athlete achieves 65% or above at two DSA recognised shows, then the horse may be upgraded to the grade where it achieved the points. The horse will be registered in this grade upon request by the owner.

~~3~~4.~~10~~8.~~8~~6 An O Athlete may not compete a horse in less than two grades above its registered grade if it has achieved points in two grades higher or above than its registered grade.

For example, an "O" Athlete may not compete a Novice horse in Novice or Elementary if the horse has points in any grade higher than Elementary.

~~3~~4.~~10~~8.~~9~~7 A horse that is ridden outside of its grades by an "O" athlete that it would normally be allowed to compete in, will not accumulate any points for that test in its own grade, but will attract points to the horse/athlete combination in the higher grade.

~~3~~4.~~10~~8.~~10~~8 An organising committee may offer in their schedule a restricted class for certain grade of athletes provided a separate class or classes are held for the other grade of athletes.

~~3~~4.~~10~~8.~~11~~9 An organising committee is not allowed to override an existing rule in any competition. A schedule should not be allowed to restrict something that is allowed in the rules.

~~3~~4.~~11~~9.0 INTERNATIONAL LICENSE REGULATION

~~3~~4.~~11~~9.1 International license to compete at international FEI events

~~3~~4.~~11~~9.1.1 To obtain an international license the applicant needs to demonstrate a ~~track~~ verified record of competition at National Level.

~~3~~4.~~11~~9.1.2 The international license will be ~~provided~~ issued according to the level of competition and grade attained by a horse and rider combination ~~by the rider (e.g.~~ which may include Small Tour, Medium Tour, ~~Big Tour,~~ Grand Prix, Young Horses, U25, Young Riders, Juniors, Children, Pony Riders and Para Dressage.

~~3~~4.~~11~~9.1.3 ~~The minimum qualifying score in the license grade must be two scores greater than 64% two judges and as an average from all the judges in the competition, within 18 months of the application~~. The horse and rider combination must have achieved two (2) scores greater than 64% from at least two qualified judges. Freestyle tests are excluded from the

calculation of qualifying scores. Only scores from standard (non-freestyle) tests at the relevant level will be considered. The qualifying results must have been obtained within 18 months prior to the date of application. The judges providing the qualifying scores must be appropriately accredited and qualified to judge at the level of the test for which the license is being sought.

All qualifying scores must be obtained at officially recognized and sanctioned competitions and must be verifiable through the official national results database or other approved record keeping system.

~~3~~4.~~11~~9.2 The application for an international license should be made to Dressage South Africa for verification, following successful review support will be provided or the application to the South African Equestrian Federation.

CHAPTER 5 ~~SECTION 35~~

THE SENIOR ~~Adult, YOUNG RIDER,~~ JUNIOR AND CHILDREN AND PONY RIDER INDIVIDUAL DRESSAGE CHAMPIONSHIPS OF SOUTH AFRICA

CROSS REFERENCE AND APPLICATION (see Section 09 of the SAEF General Regulations)

~~3~~5.1.0 QUALIFICATION OF RIDERS

~~3~~5.1.1 In the Senior ~~Adult~~ Championship, riders shall be Senior ~~Adult~~ as defined in the Dressage SA rules Section ~~3~~1.4~~1~~.0

~~35.1.2 In the Young Rider Championship, riders shall be Young Riders as defined in the Dressage SA rules Section 31.4.0~~

~~3~~5.1.~~3~~2 In the Junior Championship, riders shall be Juniors as defined in the Dressage SA rules Section

~~35.1.4~~3 In the Pony Rider Championship, riders, shall be Pony Riders as defined in the Dressage SA rules Section 31.4.0

~~3~~5.1.~~5~~4 In the Children Championship, riders, shall be Child Riders as defined in the Dressage SA rules Section ~~3~~1.4~~1~~.0

~~3~~5.1.~~6~~5 Only riders from the FEI Group IX countries may participate at these events.

~~3~~5.2.0 QUALIFICATION OF HORSES

~~3~~5.2.1 In the Senior ~~Adult~~ National Championship entries shall be restricted to Grade Adv horses and higher.

~~3~~5.2.2 In the ~~Young Rider, Junior~~ Children and Pony Rider Championships entries shall be restricted to the top qualified 15 competitors and restricted to Horses/ Ponies graded N or E ~~or PRE~~ or above. In the Juniors Championship entries are restricted to the top 15 competitors and restricted to E or M and above.

~~3~~5.2.3 For Children and Juniors, one ~~One~~ warm up and one qualifying competition shall be staged at the Championship Event (see rule ~~3~~5.4.0). The qualifying competition will be split into separate pools should there be 25 or more athletes, and the top 15 horses selected for the final Championship. For all Championship events, warm up classes shall be optional. For all qualifying classes, should there be less than 15 entries at closing date, the qualifier shall also become a warm up. In the event of a tie for 15th place, all ties shall be allowed to compete in the Championship. The horse and rider combination must be the same for the qualifying competitions and the Championship. The same jury should judge all pools and the competition may be run over more than one day. If this is not possible where there are large volumes of qualifiers, a suitable formula should be worked out and approved by the Provincial Dressage Committee for pools with different judges. The jury must be in accordance with ~~3~~5.8.0.

~~3~~5.3.0 ENTRIES (See SAEF General Regulations Rule 09.8.0)

~~3~~5.3.1 The Championships shall not be classified as official, nor the trophy and medals awarded unless at least 3 starters for all Individual Championships.

~~3~~5.3.2 Entry Forms. (See SAEF General Regulations Rule 09.9.0)

~~3~~5.4.0 COMPETITIONS PRIOR TO THE CHAMPIONSHIP

The Organizing committee staging the Senior ~~Adult, Young Rider~~, Junior or Children or Pony Rider National Dressage Championship shall include in their event programme, prior to that Championship, at least two other dressage competitions for which horses entered in the Championship shall be eligible to compete. For Medium and above horses one warm-up competition is sufficient. Where qualification is necessary, one of these competitions shall be qualifying competitions (see rule ~~3~~5.2.3) except from Medium up where one qualifying competition is sufficient. For all Championship events, warm up classes shall be optional. For all qualifying classes, should there be less than 15 entries at closing date, the qualifier shall also become a warm up.

~~For Medium Tour and Big Tour, no horse shall compete more than two days in a row at the South African Championships.~~

~~By way of explanation, should this event have more than two classes, there must be an off day.~~

~~3~~5.5.0 PRIZE MONEY AND AWARDS

~~3~~5.5.1 (a) Senior ~~Adult~~ Dressage Championship:

Prize money of at least ~~R2000,00~~ the composite entry fee for the show for the Individual Championship shall be provided by the Organizing committee staging the Championship.

~~(b) Young Rider Dressage Championship:~~

~~Prize money of at least R1000,00 for the Individual Championship shall be provided by the Organizing committee staging the Championship~~

~~(c)~~(b) Junior Dressage Championship:

Prize money of at least ~~R1000,00~~ the composite entry fee for the show for the Individual Championship shall be provided by the Organizing committee staging the Championship.

~~(d)~~(c) Pony Rider Dressage Championship:

Prize money of at least ~~R1000,00~~ the composite entry fee for the show for the Individual Championship shall be provided by the Organizing committee staging the Championship

~~(e)~~(d) Children Dressage Championship:

Prize money of at least ~~R1000,00~~ the composite entry fee for the show for the Individual Championship shall be provided by the Organizing committee staging the Championship

~~(f)~~(e) Senior ~~Adult~~ Freestyle Individual Championship:

Prize money of at least ~~R2000,00~~ the composite entry fee for the show for the Individual Championship shall be provided by the Organizing committee staging the Championship

~~3~~5.5.2 In addition to the trophy and medals awarded by the Federation other tokens and prize money may be awarded by the Organizing Committee.

~~35.5.3 Prize money per placing and per class shall be published on the final program at all graded shows.~~

~~3~~5.6.0 THE TEST

The test shall be of the required standard and approved by the National Dressage Committee and shall be ridden from memory (See rule ~~3~~2.2.1).

~~The Organizing Committee, in conjunction with their Provincial Dressage Committee, shall advise all Provincial Dressage Committees of the reference number of the Test/s which shall be ridden in the Show Schedule.~~

~~3~~5.7.0 THE ARENA

See rule ~~3~~2.3.0. An adequate practice area with a similar surface should be provided.

~~3~~5.8.0 THE JURY (See also rule ~~3~~2.5.0 and Appendix DS/7)

~~3~~5.8.1 (a) Senior ~~Adult~~ Championship. The Jury shall consist of a minimum of three but ideally five judges, three of which must be from the National List 2 ~~"A"~~ Panel or above and the ~~grade~~ remaining two from the National List 1 ~~"B"~~ Panel. No more than two judges should be resident in any one province where five judges are appointed. Where three judges are used they should each reside in different provinces.

(b) ~~Young Rider,~~ Junior and Children and Pony Rider Championship. The jury shall consist of a minimum of three but ideally five judges from the National List 2 ~~"A"~~ or List 1 ~~"B"~~ Panels or above. At least 2 judges should be from the National List 2 ~~A~~ Panel. No more than two judges should be resident in any one province where five judges are appointed. Where three judges are used they should each reside in different provinces.

(c) Visiting foreign judge/s may replace a National List 2 or 1 ~~"A" or "B"~~ Panel judge/s provided permission is first obtained from the Dressage SA Council. All such applications should be addressed to the President of Dressage SA. See Appendix DS/7.

(d) For all National Championships (Senior ~~Adult, Young Rider~~, Junior, Pony Rider, Children), the DSA Judges Portfolio National Judges Sub-Committee, must be jointly involved with the Organising Committee in selection of judges.

~~3~~5.9.0 SADDLERY

~~35.9.1 As per rule 33.3.1, only spurs are permitted.~~

~~3~~5.9.~~2~~1 The organizing committee shall appoint a ~~qualified~~ steward to check saddlery, bits, fly hoods and nosebands on completion of the test.

~~3~~5.10.0 SUBSTITUTIONS (See Appendix DS/11~~2~~)

~~3~~5.11.0 ORDER OF RIDING IN THE CHAMPIONSHIP CLASS

The Organizing Committee, in the presence of the Dressage SA Representative shall draw the order of riding for the Championship Classes. Qualifying results may be used to decide the order of riding with a draw in groups of 5.

~~3~~5.12.0 TIES FOR FIRST PLACE ONLY

In the event of equality of total marks for first place in the Senior ~~Adult, Young Rider~~, Junior, Children and Pony Rider Championships, the horse with the higher collective mark shall be placed first. If the total collective marks are also equal, the horses concerned shall be given first place.

~~3~~5.13.0 MINIMUM SCORE TO WIN OR PLACE AT SOUTH AFRICAN CHAMPIONSHIPS

Minimum score to win or place at a Championship is set at 60%.

~~3~~5.14.0 TENDER TO HOST THE SOUTH AFRICAN SENIOR ~~ADULT~~ DRESSAGE CHAMPIONSHIPS

The SA Senior ~~Adult~~ Dressage Championships ~~needs to~~ may rotate between the provinces and will take preference if two competing bids between two Provinces are received and bids comply with minimum criteria.

~~3~~5.15.0 THE PROVINCIAL DRESSAGE COMMITTEE

The relevant Provincial Dressage Committee shall be involved in all National Individual Dressage Championships to ensure that the necessary quality controls are implemented to retain the status and prestige of the event and to monitor that the quality of facilities are maintained in the condition it was in when the bid form was presented and the bid to host such event was awarded by DSA. Regular updates in the six months running up to the event shall be provided to DSA.

CHAPTER 6 ~~SECTION 36~~

THE SENIOR ~~Adult, YOUNG RIDER~~, JUNIOR AND CHILDREN AND PONY RIDER NATIONAL DRESSAGE TEAM CHAMPIONSHIPS OF SOUTH AFRICA

~~3~~6.1.0 CROSS REFERENCE AND APPLICATION

These rules shall be read in conjunction with and are supplementary to the SAEF General Regulations applying to all South African National Championships.

~~3~~6.2.0 STAGING OF CHAMPIONSHIP

The National Dressage Team Championships of South Africa may be staged at the same Event, and concurrently with, the respective Individual Dressage Championships of South Africa, or as a separate event.

~~3~~6.3.0 QUALIFICATION OF RIDER

~~3~~6.3.1 In the Senior ~~Adult~~ Championship, riders shall be Senior ~~Adult~~ as defined in the Dressage SA rules Section ~~3~~1.~~4~~1.0

~~36.3.2 In the Young Rider Championship, riders shall be Young Riders as defined in the Dressage SA rules Section 31.4.0~~

~~3~~6.3.~~3~~2 In the Junior Championship, riders shall be Juniors as defined in the Dressage SA rules Section ~~3~~1.~~4~~1.0

~~3~~6.3.~~4~~3 In the Pony Rider Championship, riders shall be Pony Riders as defined in the Dressage SA rules Section 31.4.0

~~3~~6.3.~~5~~4 In the Children Championship, riders shall be children as defined in the Dressage SA rules Section ~~3~~1.~~4~~1.0

~~3~~6.3.~~6~~5 Riders shall represent the province in which they reside as defined by the geopolitical boundaries defined by the Dressage SA constitution.

~~3~~6.4.0 QUALIFICATION OF HORSES

~~3~~6.4.1 In the ~~Young Riders and~~ Junior SA Team Championship horses may be graded from ~~Preliminary~~ Medium to Junior Open ~~Grand Prix~~. In the Senior ~~Adult~~ National Team Championship, horses shall be graded ~~Medium~~ Senior Advanced and Senior Open ~~and above~~.

~~3~~6.4.2 In the Children and Pony Rider National Team Championship ponies and horses may be graded from ~~Preliminary~~ Elementary to Children or Pony Rider Open ~~Medium~~.

~~36.4.3 Horses shall be registered with Dressage SA and shall represent the province in which the owner resides.~~

~~3~~6.4.~~4~~3 Horses nominated by Provincial Dressage Committees shall be obliged to enter but not grade necessarily compete in at least one other dressage competition in the Event at which the Championship is being held.

~~3~~6.5.0 TEAM ENTRIES, NOMINATIONS, FINAL SELECTION

For the Senior Open Team Interprovincial Team Event, the hosting province dressage committee together with DSA EXCO may choose one of two formats. The first format is that of one test for all team members provided that the test level is no lower than Advanced. The second format is that the relevant team members scores from their qualifying class from Advanced upwards provided that these classes are judged by the same panel, noting it could be on different days. The Organizing Committee must submit their proposal to DSA EXCO on which format will be used no later than five months before the event. See below rule ~~3~~6.8.1 regarding approval of the test.

This competition must be open to one grade lower and upwards than the selection test level.

All Open team horses/ponies must present for a horse inspection to be run under the SAEF Veterinary Regulations) prior to the team event taking place.

The winning team will be the team with the highest average percentage of their three best scores.

All judges for team events must be approved by the National Judges Committee and in line with the obligatory use of judges.

See addendum for non-Open team event information.

~~3~~6.5.1 Each Provincial Dressage Committee shall enter only one team ~~in each category, Novice, grade Elementary, and Open,~~ consisting of four riders per team ~~in each grade~~ with one dropped score. Each province may nominate five riders and six horses which must be done on closing date of entries with the final four team riders to be declared on the evening before the first relevant competition at the draw to take place in the presence of the OC, the Technical Delegate or DSA Representative, Team managers and Riders Representative.

Dressage SA may invite FEI Group IX Federations to participate in the National Team grade Championships where applicable on terms and conditions as laid down by Dressage SA from time to time.

~~3~~6.5.2 The Championship will be regarded as official, provided that at least two teams participate. Teams may include riders from other provinces.

~~3~~6.5.3 Each team (riders and horses) shall be selected by the DSA Provincial Committee whose area of jurisdiction it will represent.

~~3~~6.5.4 The team competitions are ridden as part of a qualifying competition or championship grade depending on the grade.

~~3~~6.6.0 ORDER IN WHICH TEAMS WILL START

See Rule ~~3~~5.11.0

~~3~~6.7.0 SUBSTITUTIONS (See Appendix DS/11~~2~~)

~~3~~6.8.0 THE TEST

~~3~~6.8.1 The Test shall be approved by at least three members of the Dressage SA Council and may be called.

~~3~~6.8.2 The Organizing Committee, in conjunction with their DSA Provincial Committee shall advise all DSA Provincial Committees of the reference number of Test/s which shall be ridden with the show schedule.

6.8.3 The tests must be confirmed and advertised at least 4 months prior to the competition.

~~3~~6.9.0 COMPETITIONS PRIOR TO THE CHAMPIONSHIP

~~The Organizing Committee staging the Adult, Young Rider Junior or Pony Rider National Dressage Team Championships of South Africa shall include in their programme at least one other competition in which horses entered for the Team Championship shall be eligible to compete prior to that Championship~~. Team members must enter at least one class in the grade in which they are participating in the Team Event. For all Championship events, warm up classes shall be optional. For all qualifying classes, should there be less than 15 entries at closing date, the qualifier shall also become a warm up.

~~3~~6.10.0 TROPHIES, AWARDS AND PRIZE MONEY

See Rule ~~3~~5.5.0

~~3~~6.11.0 THE ARENA

See rule ~~3~~2.3.0. An adequate practice arena with a similar surface must be provided. This arena should be correctly marked and laid out.

~~3~~6.12.0 THE PROVINCIAL DRESSAGE COMMITTEE

The relevant Provincial Dressage Committee shall be involved in all National Team Dressage Championships to ensure that the necessary quality controls are implemented to retain the status and prestige of the event and to monitor that the quality of facilities are maintained in the condition it was in when the bid form was presented and the bid to host such event was awarded by DSA. Regular updates in the six months running up to the event shall be provided to DSA.

CHAPTER 7 ~~SECTION 38~~

PROVINCIAL DRESSAGE CHAMPIONSHIPS

~~3~~8~~7~~.1.0 ENTRIES

Provincial Championships are open to competitors from all provinces but only an athlete domiciled and registered in that province may win the championship title/s

APPENDIX DS/1 - ARENAS FOR DRESSAGE COMPETITIONS

1 The arena must be flat and level.

2 The arena must be laid out and marked as per the above diagrams. The measurements given are for the interior of the arena surround. The arena surround itself should be a minimum of 25cm, ideally 30cm high, completely enclosed with a movable section at A. (See Section ~~3~~2.3.0 Arenas). The rails of the fence should be such as to prevent the horse's hoofs from being caught. The rails may not contain any metal components. Arenas that have concrete surrounds are permitted for all provincial and national shows but are not permitted for any FEI Events.

3 Spectators or other objects, other than the arena markers, should as far as possible be at least 10 metres away from the arena surround and under no circumstances shall they be less than 5 metres from the arena surround. (For indoor arenas see Section ~~3~~2.3.2.)

4 At all major events and at National Championships a centre line is recommended but is left to the discretion of the Organizing Committee. When a centre line is used it should be clear but discreet. The points at DL-X-I and G should not be marked. For Freestyle tests and Young Horse tests a centre line is not recommended.

With grass arenas, it is recommended that the centre line be mown shorter than the grass in the arena.

5 The arena markers or letters should be placed approximately 0,50 to 1,0 meter outside the arena surround and should be clearly visible to competitors irrespective of the direction in which they are approached. It is recommended that the points D, L, X, I and G (large arena) or D. X and G (small arena) are marked on the markers F and K, P and V, B and E, R and S and M and H respectively (large arena) or on the markers F and K, B and E, and M and H respectively (small arena) to be written beneath the main marker in question and in smaller lettering. There should be clear mark on the arena surround in line with the letters.

6 The jury should, if possible, be provided with a platform to raise them above ground level and also provided with protection from the sun or weather. They should not be closer than 5m from the arena surround and should be so separated as to be invisible to each other. In the case of three/five judges, the judges at M or H should be sitting 2,5m in from the long sides. Where only two judges are used, the President of the Ground Jury sits at C and where possible, the second judge sits at E or B. Where three judges are used, the President of the Ground Jury sits at C and where possible another of the judges sit at M or H and the third should sit at either E or B on the opposite side to the judge at M or H. When five judges are used then the President of the Ground Jury sits at C and the other four at M, H, B and E.

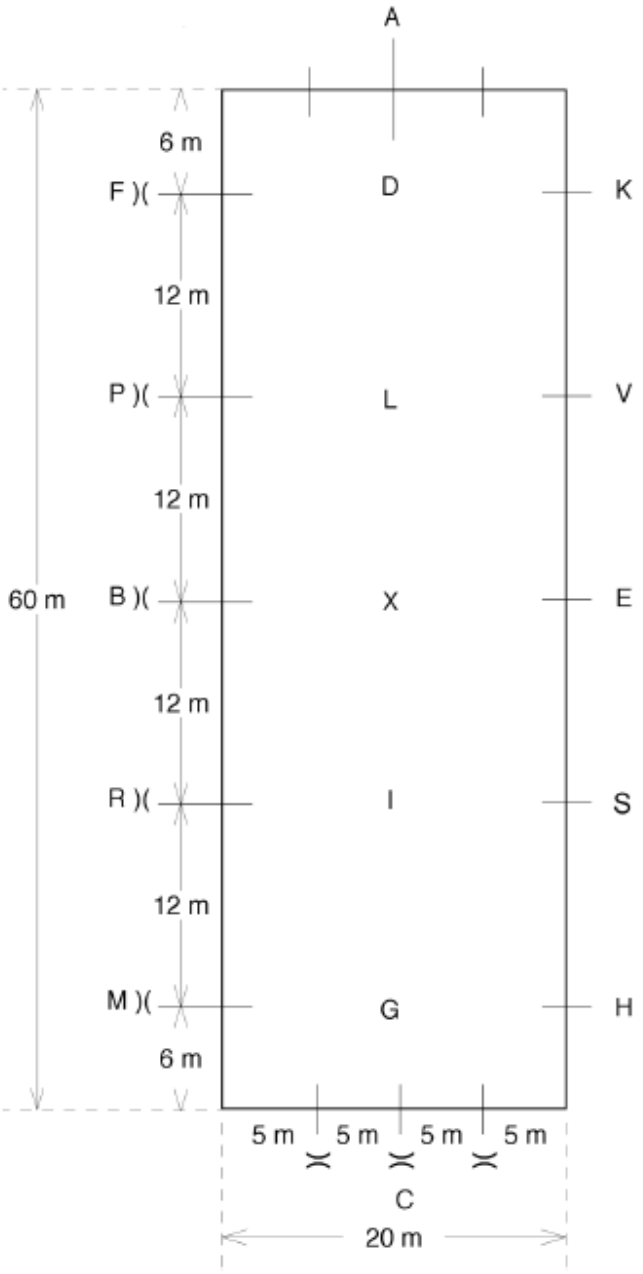
A
6 m
F)(
D
K
12 m
P)(
L
V
12 m
60 m
B)(
X
E
12 m
R)(
I
S
12 m
M)(
G
H
6 m
5 m
5 m
5 m
5 m
C
20 m

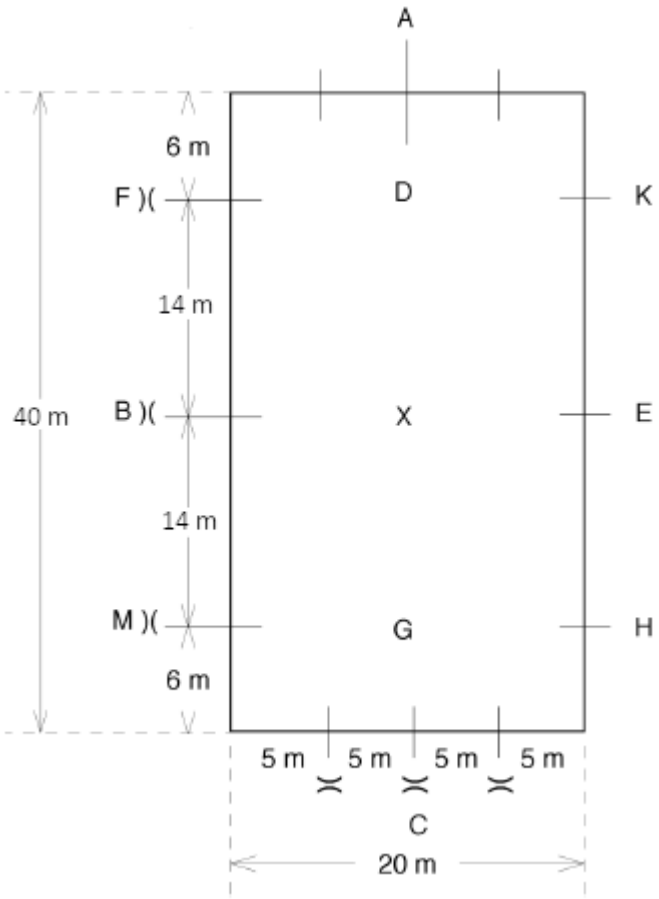
A
6 m
F)(
D
K
14 m
40 m
B)(
X
E
14 m
M)(
G
H
6 m
5 m
5 m
5 m
5 m
C
20 m

APPENDIX DS/2 - KEY TO DRESSAGE FIGURES

Please refer to the FEI Dressage Judging Manual

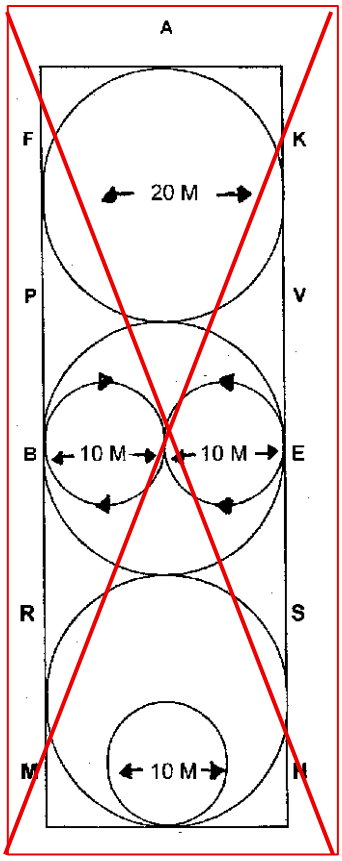

~~Fig I~~

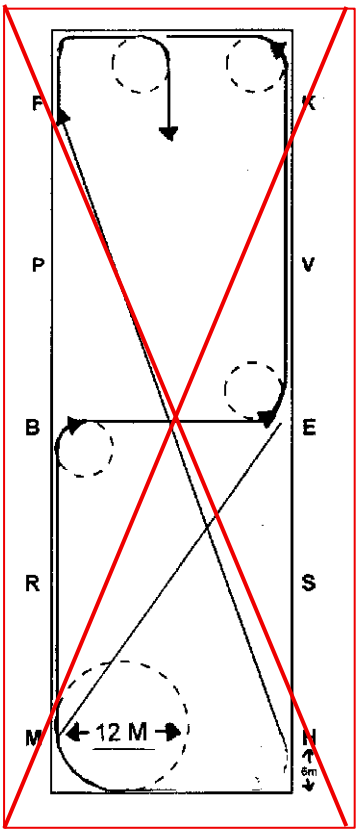

~~Fig II~~

~~Fig I~~ ~~Shows 10m and 20m circles. It is important to note where these circles start and finish in relation to the markers. The two centre circles show how a figure of eight (Width of the arena) should be ridden - two equal 10m circles joined at the centre. The horse should be straight an instant before changing direction at the centre of the figure - in this case at X.~~

~~Fig II~~ ~~Shows three ways of changing rein~~

~~i~~ ~~Diagonally across the whole arena~~

~~ii~~ ~~Diagonally across half the arena~~

~~iii~~ ~~Straight across the width of the arena (B X E)~~

~~It also shows how the corners and the turn at A coming down the centre line should be ridden. The figure shows one quarter of a 6m circle and one quarter of a 12m circle. These are the approximate dimensions that a supple advanced horse is expected to do when changing direction at right angles - the 6m circle for working and collected paces and the 12m circle for medium and extended paces. However, novice horses are not expected to turn so deeply in the corners. The important thing is to ride a true curve (the diameter of which is dependent on the suppleness of the horse in as far as he is able to maintain its pace and balance) with the horse bent in the direction it is going. A wrong bend or no bend at all is incorrect.~~

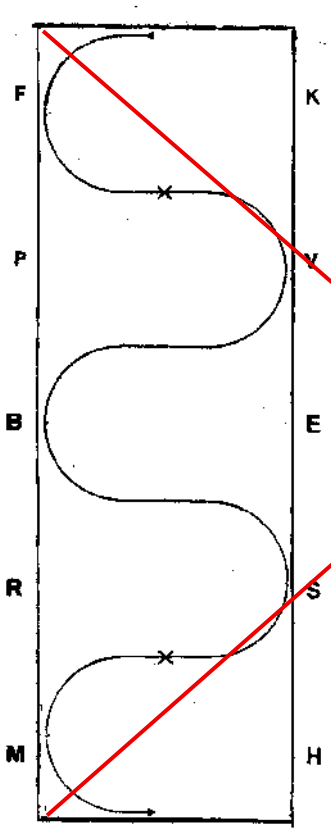

Fig III

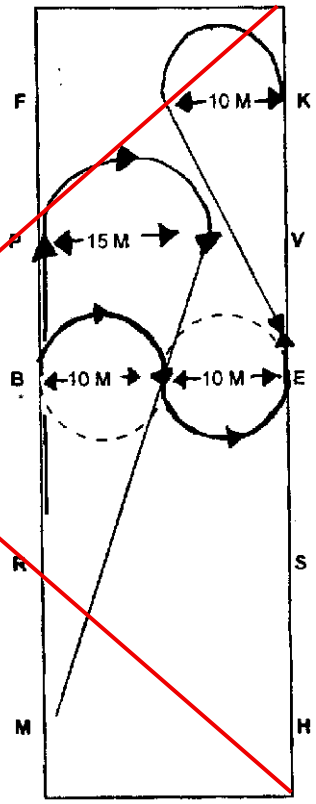

Fig IV

Fig III Shows a five loop serpentines going to the long sides of the arena. It is important to note where this figure touching the sides of the arena and across the centre line - only by observing this can the loops be kept even and true figures executed. True figures with smooth changes of direction assist the horse to maintain his rhythm and cadence. However, trot serpentines in Novice and Elementary tests and obviously tests requiring 3 – 5 meter canter serpentines either side of the centre line are not expected to be ridden straight across the centre line. See also Fig V.

Fig IV Shows half 10m and half 15m circles and returning to track - sometimes the return to track point is stated - other times the words "return to track before" a marker is stated.

It is important that the horse's hind feet follow directly in line with those of the fore feet throughout this movement (in all paces). A tendency to move on two tracks is incorrect.

The figure also shows the use of two 10m half circles to change the rein and should be ridden as HALF a figure of eight as described in Fig I.

Leg yielding can be performed "on the diagonal", in which case the horse should be as nearly as possible parallel to the long sides of the arena, although the forehand should be slightly in advance of the quarters. It can also be performed along the long side of the arena. (See diagram in Art 412)

The half pass is executed "on the diagonal" only. The horse is looking in the direction in which he is moving. (See diagram in Art 412)

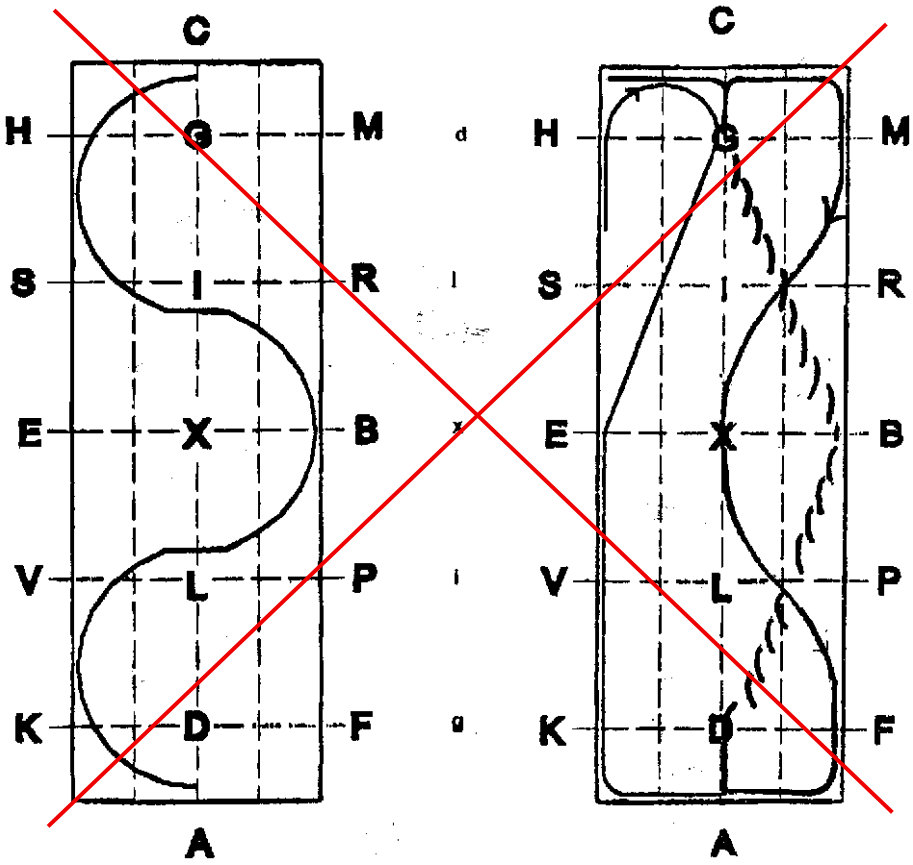
C
H
G
M
S
I
R
E
X
B
V
L
P
K
D
F
A
C
H
G
M
S
I
R
E
X
B
V
L
P
K
D
F
A

APPENDIX DS/3 – SADDLERY

The images below are examples only, and similar equipment which produce the same effect on the horse are also allowed if they adhere to the written rules.

Please refer to the FEI tack App

Saddles



Example of Dressage saddle

Bridles



Ex. of Double Bridle, used with cavesson noseband, throat lash, bridoon and curb bits, and curb chain



Crown piece may not extend beyond the two arrows

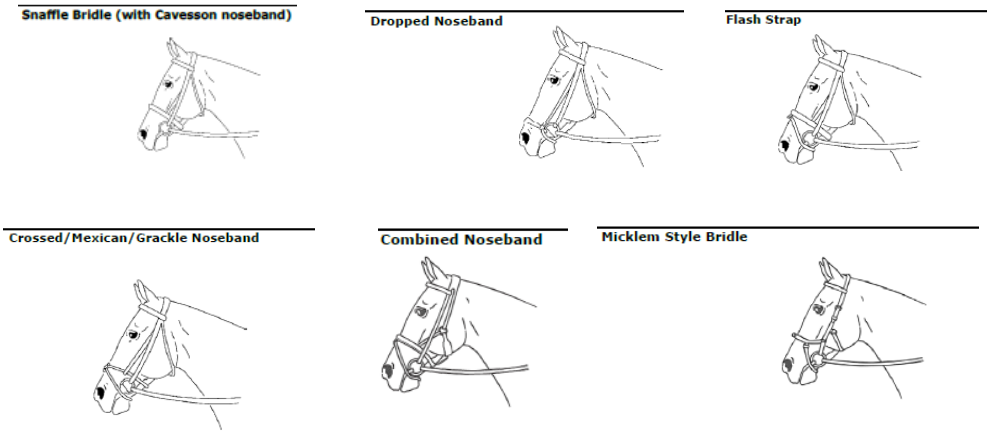

~~a DROPPED noseband which may ONLY be worn with a snaffle bridle~~

~~a CAVESSON noseband which may be worn with either a snaffle bridle or double bridle.~~

~~a FLASH noseband which may ONLY be worn with a snaffle bridle.~~

~~a CROSSED/MEXICAN noseband which may ONLY be worn with a snaffle bridle.~~

~~All permitted nosebands must be made of leather. Discreet padding may be used to protect the horse under the noseband. Internal padding is allowed for nosebands and poll pieces.~~

~~Variations of nosebands other than those illustrated or sheepskin, or synthetic sheepskin nosebands etc. are not permitted, neither is it permissible to wear more than one noseband.~~



A PELHAM WITH BIT CONNECTORS



~~EXAMPLE OF ALLOWED ROWELS~~

APPENDIX DS/4 – BITS

Please refer to FEI tack App

Bits

- Diameter of bits
  The diameter of the mouthpiece is measured adjacent to the rings or the cheeks of the mouthpiece (Dressage Rules art 434.3, Para Dressage Rules art 8431.3)
  Curb – minimum diameter to be twelve millimetres (12mm)
  Bridoons – minimum diameter to be ten millimetres (10mm)
  Snaffles – minimum diameter to be twelve millimetres (12mm) for horses and ten millimetres (10mm) for ponies
  Note: The diameter should not be measured systematically but in case of doubt
- Curb Lever Arm (Dressage Rules art 434.3.3.1, Para Dressage Rules art 8431.3.3)
  The length of the lever arm below the mouthpiece of the curb bit is limited to ten centimetres (10 cm). The upper cheek must not be longer than the lower cheek. If the curb has a sliding mouthpiece, the lever arm of the curb bit below the mouthpiece should not measure more than ten centimetres (10 cm) when the mouthpiece is at the uppermost position.

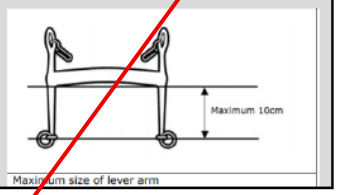

Maximum size of lever arm

Permitted Cheek Pieces (Snaffle and Curb)		
Example of Loose Ring: 	**Example of Eggbutt:** 	**Example of D-Ring:** 
Example of Upper Cheek: 	**Example of Full Cheeks:** 	**Example of Hanging Cheek:** 
Example of Fulmer cheek: 		
Permitted Mouthpieces		
Example of a single jointed mouthpiece 	**Example of a double jointed mouthpiece** 	**Example of a double jointed mouthpiece** 

Example of unjointed mouthpiece 	**Example of a barrel joint** 	**Example of a ball joint** 
Example of double ball joint 	**Example of a centre piece with a roller** 	**Port deviation measurements (snaffles and curbs)** 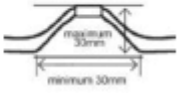

APPENDIX DS/4 – CONTINUED

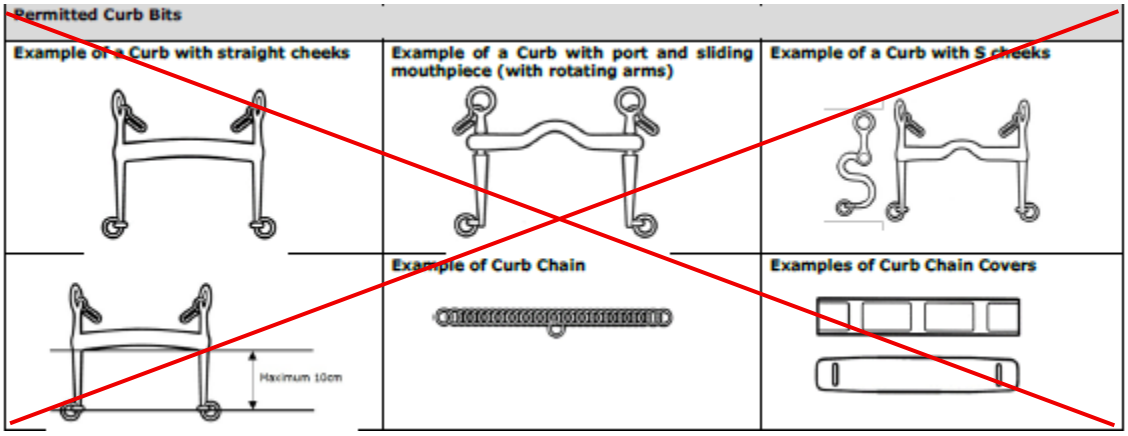

Notes

(i) All forms of double-jointed snaffles, with link piece being within the dimensions and plane of the overall mouthpiece and having rounded-off surfaces, are allowed.

(ii) Link pieces made of a plate having sharp edges, and/or protruding beyond the outline and plane of the mouthpiece are not allowed. (E.g. "Dr Bristol")

(iii) Bits should follow the configuration of those illustrated and must be in their manufactured condition without any alteration or addition to/on any part.

(iv) It is acceptable that there will be variations in the manufacture of the examples, but the rule in regard to variations in manufacture should be interpreted with the intention that the welfare of the horse, together with the best schooling principles, should be the only consideration.

APPENDIX DS/5 - DRESS AT ALL RECOGNISED EVENTS

LEVEL OF TEST	COATS	HATS	BREECHES	BOOTS	SHIRTS	TIES/STOCKS	GLOVES
Preliminary / Novice	See note below	Protective headgear	White, or off white	Long black / any dark colour or colour of coat ~~jacket~~ or leather Gaiters. Suede not allowed	White or conservative colour or pattern.	White, off white or same colour as coat or American style collar	White, off white or same colour as coat
Elementary	See note below	Protective headgear	White, or off white	Long black / any dark colour or colour of coat ~~jacket~~ or leather leggings. Suede not allowed	White or conservative colour or pattern.	White, off white or same colour as coat or American style collar	White, off white or same colour as coat
Children and Pony Rider Open	See note below	Protective headgear	White, or off white	Long black / any dark colour or colour of coat or leather leggings. Suede not allowed	White or conservative colour or pattern.	White, off white or same colour as coat or American style collar	White, off white or same colour as coat
Medium	Coat or tail coat See note below	Protective headgear	White, or off white	Long black / any dark colour or colour of coat ~~jacket~~ or leather leggings. Suede not allowed	White or conservative colour or pattern.	White, off white or same colour as coat	White, off white or same colour as coat
Junior Open	Tail coat See note below Double bridle or snaffle	Protective headgear	White, or off white	Long black / any dark colour or colour of coat or leather leggings	White or conservative colour or pattern.	White, off white or same colour as coat	White, off white or same colour as coat
Advanced and Senior Open FEI Small Tour, FEI Medium Tour And FEI Big Tour	Tail coat See note below Double bridle or snaffle	Protective headgear	White, or off white	Long black / any dark colour or colour of coat ~~jacket~~ or leather leggings FEI Tests Small Tour, Medium Tour and Big Tour – Long black / any dark colour or colour of coat ~~jacket~~	White or conservative colour or pattern.	White, off white or same colour as coat	White, off white or same colour as coat

NOTES

1. **Headgear:** As a general rule, a properly fastened Protective Headgear *** has to be worn by all Athletes as well as any other person) at all times when mounted and by Children, Pony riders, Juniors, ~~Young riders~~ ~~and U25~~ for the Horse Inspection. It is recommended to be worn by any other person presenting the horse in the horse inspection. Bowlers, top hats and hunt caps will no longer be permitted.

At the tack check that follows the test, the steward may ask the athlete to dismount so that the helmet can be inspected for safety standard labelling. If, as a result of a tack-check, a rider's hat is found not to comply with the required standard safety standard, the organizer is to eliminate the competitor from all classes on that day with that helmet. If a rider starts a test without wearing the correct headgear, the judge is to ring the bell and instruct the rider to dismount and leave the arena. At the discretion of the organizer and the judge, the rider may restart the test once properly attired. If a rider fails to comply with the instruction, the organizer is to eliminate the competitor from all classes on that day. This will also apply if, as a result of a tack-check, a rider's hat is found not to comply with the required standard.

~~*A person may compete as a Young Rider from the beginning of the calendar year in which she reaches the age of sixteen (16) until the end of the calendar year in which he reaches the age of twenty-one (21).~~

~~**An athlete is considered to be twenty two (22) years old from the beginning of the calendar year (1st January) in which he reaches the age of twenty-two (22).~~

~~***Protective headgear must conform with one of the current approved safety standards:~~

- ~~British: All PAS 015 (1998 onwards)~~
- ~~European:VG1 or EN1384-2017 (only in conjunction with another accepted standard from the list)~~
- ~~American: SNELL E2001 or E2016~~
- ~~Australian and New Zealand: AS/NZS 3838 2006 onwards~~
- ~~American ASTM F1163:2004a onwards and any subsequent updates~~

2. ~~Protective Headgear must always be worn with Tailcoats.~~

2. **Boots:** Pony Riders and Children may wear jodhpurs and jodhpur boots or long boots and must wear Protective Headgear (Harness attached to the cap in more than two places).

3. **Leggings**: are defined as black leather gaiters worn over jodhpur boots.

~~4.~~ ~~For Freestyle only, any single colour jacket/ tailcoat will be allowed. Striped or multi coloured coats are not permitted. Tasteful and discreet accents, such as a collar of a different hue, modest piping, or crystal decorations are acceptable.~~

~~5.~~4. **Waistcoats**: may be worn, with permission from the organizing committee, at shows below CDN status. Shirts must have sleeves and collars when riding without jackets. Military or Police uniform may be worn at all events.

~~6.~~5. **Coats:** Any tasteful and discreet single colour tailcoat or jacket (excluding the National Colour, unless awarded to the Athlete) will be allowed. Striped or multi-coloured jackets are not permitted. Tasteful and discreet accents, such as a collar of a different hue or modest piping or crystal decorations, are acceptable. Only Dressage SA registered badges are allowed on jackets.

~~7.~~ ~~Under penalty of elimination, the use of ear phones is strictly forbidden. They are, however, allowed in the warm up.~~

~~8.~~ ~~DSA registered club golf type shirts to be permitted at levels at local, non CDN shows.~~

APPENDIX DS/6 - FREESTYLE RULES

Training, First, Second, Third, and Fourth Level Freestyle

General

Musical freestyle is an artistic program created by the rider to present his or her horse to its best advantage in an artistic, musical context.

- It is judged according to technical execution (execution of compulsory movements) and artistic impression
- It is performed in a standard dressage arena (20 x 60 meters).
- A copy of the program is not submitted in advance.
- It is the responsibility of the rider to remember and execute the choreography. Should disobedience or some other issue cause a disruption in the patterns, it is the rider's responsibility to get back on course.
- Current Dressage SA Freestyle tests must be used.

Time

- The maximum time limit for all DSA freestyles is five minutes. There is no minimum time requirement.
- The bell or whistle will not be sounded at the end of five minutes.
- Movements performed after the time limit has elapsed will not be scored. One (1) point will be deducted from the total for artistic impression for exceeding the time limit. A 10-second grace period should be given before a deduction is taken.
- The program is timed from the horse's move-off after the initial halt and salute and ceases at the final salute.
- The rider must signal the sound engineer within 45 seconds of the entry bell or be eliminated. The rider must enter the arena within 30 seconds of the start of the music, or they may be eliminated at the discretion of the Judge.
- Exceeding 75 seconds before entering the arena after the bell has sounded will entail elimination.

Music

- Music is mandatory.
- Exit music is not allowed.
- The music must cease at the final salute.
- In case of rider's music failing before or during a Freestyle Test and in cases where there is no backup system, the rider can, with permission of the judge at "C", leave the arena or start at a later time. There should be minimum interference with the starting times of the other riders and the affected rider should return to complete or restart his/her test during a scheduled break in the competition or at the end of the competition. The rider may decide whether to restart the test from the beginning or to commence from the point where the music failed. Judging must restart at the point of interruption. In any case, the marks already given will not be changed.
- It is the rider's responsibility to notify the judge if there is an issue with the music once the test starts. This includes the wrong music or music that cuts out or is corrupted in some way. The rider should stop riding the test and let the judge at C know about the issue with the music.

Judges

- Freestyle competitions must be judged by DSA accredited dressage judges, at levels appropriate to their judging list.
- Freestyle judges are seated as they would be in a standard test, according to the level of competition.
- If more than one (1) judge is officiating, all judges must score both "Technical Execution" and "Artistic Impression."
- "Technical Execution" marks may be given in half or full points.
- "Artistic Impression" marks may be given in tenth (.1) points (recommended for greater refinement of the scoring for more accurate placement of the class).

Equipment and Turnout

- Attire, tack, and saddlery for all freestyle classes must comply with DSA rules.
- Costume classes, etc., may also be offered, if conditions are clearly stated in the prize list.

ELEMENTS OF A DRESSAGE MUSICAL FREESTYLE

- Each compulsory movement listed will be given one score despite multiple execution.
- Movements from the DSA tests of the same level or below are permitted.
- All movements follow the requirements outlined in the current FEI Dressage Judging Manual
- Any transitions in and out of required movements, unless separately scored, are included in the movement score.

Freestyle Definitions

- Figures: geometrical component of a dressage test such as circles, serpentines etc.
- Transitions: changes between two different paces or from one pace to another within the same pace
- Combinations: direct connection of any movement or figure with another movement or figure
- Patterns: geometric design formed in the arena when movements, figures, and transitions are combined
- Counter-change of hand: two (2) half-passes where the horse is straight for a moment before changing direction
- Zig-zag: three (3) or more half-passes connected by change of direction. Counter-change of hand and zig-zags are scored as separate half-passes.

REQUIREMENTS AND LIMITATIONS

- All compulsory elements must be incorporated into the freestyle program. These are listed on the score sheet under technical execution.
- Of these, some must be demonstrated on both hands (in both directions).
- Riders must salute during the halt at the beginning and end of the freestyle. The first and final halt must be on the centerline facing C.
- Riders should avoid receiving an error by making sure the salutes are clear to the judge(s).
- Time begins when the horse moves forward after the competitor's halt and salute and ends with the final halt and salute.
- Reins in one hand are allowed.
- Freestyles may include all dressage movements found in tests of the declared level entered or below.
- Permitted movements, figures, and transitions may be constructed into any combination or pattern of the rider's choosing.
- Lateral movements (shoulder-in, travers, and renvers) must cover a minimum distance of 12 meters.
- Errors-The bell is not rung for errors occurring in USDF Freestyle Tests. Errors occur for failure to salute in the first and final halt or rising at the trot at Second Level and above. Two points will be deducted for each error (per occurrence); however, they are not cumulative and will not result in elimination.

The following is a list of dressage movements (and some combinations and transitions) specifically permitted at each level.

For all levels - Forbidden- Any movement or transition found only in tests above the level. Exceptions are listed under Additionally Allowed

Training Level

Compulsory Elements:

Halt with salute on centerline, first and final; medium walk (20m continuous); free walk (20m continuous); 20m circle in working trot (right and left); 20m circle in working canter (right and

left) serpentine in working trot two or more changes of direction with loops no smaller than 15m; stretch forward & downward on a 20m circle.

Forbidden:

Any movement or transition found only in tests above the level. Exceptions are listed under Additionally Allowed.

Additionally Allowed:

Trot-halt-trot, trot-walk-trot, canter-trot canter (12m min of trot)

First Level

Compulsory Elements:

Halt with salute on centerline, first and final; medium walk (20m continuous); free walk (20m continuous); 10m circle in working trot (right and left); leg-yield in working trot (right and left); lengthen stride in trot on a straight line; 15m circle in working canter (right and left); (must be done in true canter to fulfill the compulsory requirement); change of lead through trot, (right and left); lengthen stride in canter on a straight line.

Forbidden:

Any movement or transition found only in tests above the level. Exceptions are listed under Additionally Allowed.

Additionally Allowed:

Lengthen trot and/or canter on a curved line; canter serpentine counter-canter; (Please note- lengthening in trot and/or canter on a curved line will not meet the compulsory requirement.)

Second Level

Compulsory Elements:

Halt with salute on centerline, first and final; medium walk (20m continuous); free walk (20m continuous); shoulder-in (12m min.) at collected trot right and left; travers in collected trot (12m min.), (right and left); medium trot on a straight line; simple change of lead (right and left); counter-canter in collected canter, (right and left); medium canter on straight line, Transitions in and out of medium trot and medium canter (within the gait)

Forbidden:

Any movement or transition found only in tests above the level. Exceptions are listed under Additionally Allowed.

Additionally Allowed:

Half turn on haunches (no more than 180 degrees); renvers; medium canter and/or trot, on a curved line. (Please note: medium trot and/or canter on a curved line will not meet the compulsory requirement.)

Third Level

Compulsory Elements:

Halt with salute on centerline, first and final; medium walk (20m continuous); extended walk (20m continuous); shoulder-in (12m min.) in collected trot, (right and left); trot half-pass in collected trot, (right and left); extended trot on straight line; canter half-pass in collected canter, (right and left); flying changes of lead, (right and left); extended canter on straight line.

Forbidden:

Any movement or transition found only in tests above the level. Exceptions are listed under Additionally Allowed.

Additionally Allowed:

Half walk pirouettes (no more than 180 degrees); half-pass zig-zag in trot; canter to halt; counter-change of hand in canter (only one change of direction); medium trot and/or canter on a curved line; (Please note: medium trot and/or canter on a curved line will not meet the compulsory requirement); flying changes shown in sequence of every five strides or more.

Fourth Level

Compulsory Elements:

Halt with salute on centerline, first and final; collected walk (20m continuous); extended walk (20m continuous; shoulder-in (12m min.) in collected trot (right and left); trot half-pass in collected trot (right and left); extended trot on a straight line; canter half-pass in collected canter (right and left); flying changes of lead every third stride (3 min.); flying changes of lead, every 4th stride (min.3); canter working half-pirouette (right and left); extended canter on straight line.

Forbidden:

Any movement or transition found only in tests above the level. Exceptions are listed under Additionally Allowed.

Additionally Allowed:

Medium trot and/or canter on a curved line; (Please note: medium trot and/or canter on a curved line will not meet the compulsory requirement); half-pirouettes in canter; half-pass zig-zag in trot, and counter-change of hand in canter (only one change of direction); halt to canter.

It is strongly recommended that competitors obtain and carefully study the current test sheets from Dressage SA

SCORING AND JUDGING

Two (2) sets of marks are given—one for technical execution and one for artistic impression. Each set of marks is calculated separately, and then those totals are added together and converted to the final percentage score. In the case of two or more judges, scores will be averaged, and these averages will comprise the competitor's final score.

Technical Execution

- "Preliminary Marks" mayl be given for each execution of the compulsory elements. For "Compulsory Elements" that must be shown on both hands, "Preliminary Marks" may be given for each direction separately, all attempts may be considered for the "Judge's Marks."
- If a required element is not performed, it will receive a score of zero (0) under "Final Score".
- If a required element that must be shown on both hands is shown on only one hand, it will receive a zero (0) for the direction that was not shown.
- In addition, omission of a required element or direction will affect the artistic impression under "Degree of Difficulty" and "Choreography" depending on what was omitted.
- In scoring technical execution, "Judge's Mark" must be given in half-points or full points (no tenths).
- Movements "Above the Level" (found ONLY in a higher-level test) receive a deduction of four (4) points from the total for "Technical Execution" for each illegal movement, but not for each recurrence of the same movement.

"Preliminary Marks," "Judge's Mark," and "Final Score" are columns which appear on the scoresheet.

Artistic Impression

- In scoring artistic impression, "Judge's Marks" may be given in tenths (.1) increments.
- Elements performed after the five-minute time limit has elapsed will not be scored, and a penalty of (1) point will be deducted from the Total Artistic Impression.

Tie

In the case of a tie, the higher total for "Artistic Impression" will break the tie.

UNDERSTANDING THE ARTISTIC IMPRESSION

(Bold italic denotes the exact wording of the artistic side of the Dressage SA Freestyle Test sheet. Coefficients listed are for Training through Fourth Levels)

Coefficients for Artistic Marks by Level:

	Training	First	Second	Third	Fourth
REE	4	4	4	4	4
Harmony	4	4	4	4	4
Choreography	4	4	4	4	4
DOD	1	2	3	4	4
Music	2	2	2	2	2
Interpretation	2	2	2	2	2

- Rhythm, Energy and Elasticity (REE)
  Gaits (Freedom and regularity plus Impulsion (Desire to move forward; elasticity of the steps; suppleness of the back; engagement of the hindquarters)

- Harmony Between Horse and Rider
  The partners' positive connection showing rapport, trust, and confidence in one another; a sense of synchrony, contentment, and unity; the ability to accomplish the choreographic patterns with ease.

- Choreography – design cohesiveness, use of arena, balance, creativity
  Complete and balanced use of space; logical development and clarity of construction; construction of combinations and patterns unlike those of current standard tests at the level shown or below.

- Degree of Difficulty
  Well-calculated risks; the horse/rider team performs a single element or a combination of elements in a way that exceeds the expectation of the level. There is a detailed Degree of Difficulty Guideline available on the USDF website.

- Music – suitability, cohesiveness, seamlessness
  Appropriateness of the music to the type and character of horse; music selections are from one genre, style, or theme; cuts and transitions are smooth and create an overall flow of the music.

- Interpretation – music expresses gaits, use of phrasing & dynamics
  Appropriateness of the rhythm and tempo of the music to the paces of the horse; choreography reflects changes in the music.

MUSICAL FREESTYLE GUIDELINES

Music

- Any type of music may be selected.

- It is strongly recommended that music for a freestyle ride be of one genre, style, or theme. Mixing musical genres within one program is not recommended. A cohesive musical theme will be scored higher than a disjointed arrangement of musical selections.
- Strict tempo of music in relation to gaits is not required. However, for an effective freestyle, the tempo of the music should match the tempo of the horse's gaits or suggest the gait.
- Music that can be interpreted choreographically and create highlights is encouraged.
- Vocals are permitted.
- Entrance music may not be longer than 30 seconds.
- Music must cease at the final halt and salute.
- Editing should be fluid and smooth. Choppy or disruptive editing will detract from the overall artistic impression.
- Provide the music in the format(s), method(s), and time frame specified in the prize list. Formats must include CDs and/or digital files (MP3 and/or WAV). CDs and digital files should state the name of both horse and rider.
- Regardless of the requested format, always bring an extra copy of the music to the competition. Mark it in the same way as the original but noting that it is a backup copy. ALWAYS HAVE IT READILY AVAILABLE.
- If the show schedule requires that the music be sent in prior to the competition make sure to confirm with the competition management that they received the file, and it plays correctly.
- Consult the competition prize list for information about sound checks. If it is not listed in the prize list, contact competition management for details.
- Freestyle competitors should during the sound check ensure that music is able to be easily heard, but not so loud as to be distorted or make it difficult for the judge to communicate with the scribe.
- Competitors must pick up their music before leaving the show. If the competitor does not pick up their music, show management has the option to discard the material.

Choreography

- Each competitive level has specific compulsory elements that must be performed.
- The horse should be shown to its best ability. Special strengths can be maximized while minimizing weaknesses. The design of the ride should be commensurate with the ability of the horse and rider.
- "Compulsory Elements" are those that are listed on the freestyle score sheets. At each level, certain elements must be shown in both directions.
- Competitors must not use movements that are clearly above the level being shown. Refer to test sheets.
- "Additionally Allowed" and "Compulsory Elements" may be shown in any pattern, placement, or order.
- It is mandatory that a lateral movement cover a minimum distance of 12m. For most levels however, 18m is recommended to help establish the rider's intent.
- A composition that is creative will be scored higher than one that looks like a reworked dressage test set to music. However, the construction should still be logical, clear, and understandable.
- The freestyle choreography should utilize the entire arena, not just the rails and diagonals. Creativity in the use of figures and space is encouraged. Movements should be presented clearly enough to be easily identifiable by the judge.

  Tip- Remember that at championships multiple judges will be assessing your choreography. What is clear from C may not be clear from B.

- When movements are included with the intent to increase the Degree of Difficulty, care should be taken not to over- face the horse. Points for difficulty are only awarded when the attempt is performed well.
- The letters of the arena serve as markers. Movements or figures need not be executed at the letters.

- To encourage the highest possible technical quality in freestyle performances, competitors are urged to perform freestyles at one level below the level at which they are schooling. This will allow for more confidence in the performance and better artistic impression.

COMPETITION MANAGEMENT

The Show schedule

- State level(s) of tests being offered
- State the format(s), method(s), and time frame for music to be submitted.

Classes Offered

- Training, First, Second, Third, and Fourth Level freestyles may be offered as separate classes
- FEI Intermediate I, Intermediate A/B, Grand Prix, Young Rider, and Junior freestyle classes may also be offered, but these are judged according to FEI rules.

Scoresheets / Test Sheets

- Current Dressage SA score sheets must be used.
- FEI freestyle score sheets are available at www.fei.org.
- These scoresheets are copyrighted. Consult Dressage SA office for licensing information.

Judges

- Dressage SA Freestyles must be judged by Dressage SA accredited dressage judges at the levels appropriate to the license

Time

- The rides should be timed with a stopwatch by someone appointed by the competition management. The official timer should have no other duties during the freestyle class except to accurately time the rides. The timer should inform the judge immediately when five (5) minutes has elapsed, as well as the final total time used.
- If an official timer is not available, a stopwatch or timer should be provided to the judge or scribe so each freestyle test can be timed. Please note there is a one-point penalty from the total "Artistic Impression" for exceeding the time limit. (After 10 Second allowance)

Scheduling

- The demands of judging freestyle are considerable and require more time than regular dressage tests, therefore, freestyles should be scheduled at intervals of at least nine or ten minutes.
- Freestyles are intended to be audience pleasers and should always be scheduled at times chosen for maximum audience participation.
- Freestyles should be scheduled so that the music does not interfere with activities in adjacent arenas and so that show announcements do not interfere with the music.

Sound and Sound System

- Unless management can obtain a good, clear, loud sound system, freestyle classes should not be offered. An unamplified portable CD player at B does not supply sufficient sound quality or volume.

  Tip-If the dressage organizers, announcer, or show facility do not have a decent sound system, management should contact schools, clubs, stores, or members to rent, borrow, or buy equipment.

- Well ahead of the competition date, the sound system and acoustics of the facility should be checked. People should be placed at the location of each judge, in the spectator area and in the arena to determine acoustic distortion and volume requirements of the area. (This will change somewhat when the area is filled with people and horses or in the event of wind or weather changes.)

- Sound checks must be provided to riders in Freestyle classes just before commencement and before the bell is rung.

Reporting Scores to Dressage SA

- For each ride, report the total points for "Technical Execution," the total points for "Artistic Impression," and the total percentage for the ride. If several judges officiate, report the points awarded by each judge.
- In the case of a tie, the higher total for "Artistic Impression" will break the tie.

Assessing Degree of Difficulty in DSA Freestyles (Training to Fourth Levels)

Introduction

Degree of Difficulty must be assessed not only in terms of configurations that go beyond the minimum for the level (e.g., a steeper angle in half pass or a more difficult line in counter canter), but also for demanding transitions and combinations. The choice of configurations should be within the capabilities of the horse to perform correctly and harmoniously. High difficulty should not be rewarded when the configuration or demand goes beyond the horse's ability, and indeed may have a negative influence. When all the criteria for the level have been met correctly, then the degree of difficulty is at least a 7. If the attempted configurations and transitions go beyond the horse's ability, then the degree of difficulty will be reduced accordingly.

From the DSA Freestyle Rules and Guidelines: Degree of difficulty (coefficient ranges from 1 to 4 depending on the level)

Well-calculated risks. The horse/rider team performs a single element or a combination of elements in a way that exceeds the expectation of the level.

In DSA Freestyles, riders can ride with reins in one hand. This can be used to raise the degree of difficulty if movements are performed well.

Often the combination of movements, transitions, and appropriate repetition of single exercises are used to increase the Degree of Difficulty. However, excessive repetitions could cause an imbalance in the choreography. Below are some but not all of the possible movements and transitions that could raise the degree of difficulty. Please note that if these are not performed well, they could lower the total score.

Any movement or transition found only in tests above the chosen level are forbidden unless listed under Additionally Allowed.

TRAINING LEVEL

REQUIRED MOVEMENTS:

- Free walk-20 meters continuous
- Medium walk- 20 meters continuous
- 20-meter circle in working trot and canter (right and left)
- Serpentine in trot with loops no smaller than 15 meters
- Stretch forward & downward on a 20-meter circle (in trot)
- Halts with salute on centerline, beginning and end of tests

ADDITIONALLY ALLOWED MOVEMENTS:

- Trot-halt-trot
- Trot-walk-trot
- Canter trot canter (12m minimum of trot)

SOME POSSIBLE MOVEMENTS THAT IF PERFORMED WELL COULD INCREASE THE SCORE FOR DEGREE OF DIFFICULTY:

- Serpentine loops smaller than 20 meters (smaller than 15 meters are forbidden)
- Figures and transitions performed on center and quarter lines
- Combinations of figures and transitions, for instance, a 20-meter circle at canter followed by a transition of 20 meters of trot immediately followed by a 20-meter canter circle in the other direction

FIRST LEVEL

REQUIRED MOVEMENTS:

- Free walk-20 meters continuous
- Medium walk-20 meters continuous
- 10-meter circle at trot (right and left)
- Leg-yield in trot (right and left)
- Lengthen stride in trot on a straight line
- 15-meter circle in canter (right and left)
- Change lead through trot (right and left)
- Lengthen stride in canter on a straight line
- Halt with salutes on centerline, beginning and end of test

ADDITIONALLY ALLOWED MOVEMENTS:

- Lengthen trot and/or canter on curved line
- Canter serpentine
- Counter-canter

SOME POSSIBLE MOVEMENTS THAT IF PERFORMED WELL COULD INCREASE THE SCORE FOR DEGREE OF DIFFICULTY:

- Zig-zag leg-yield
- Movements performed on center and quarter lines
- Combinations of circles, leg-yield, and changes of directions
- Counter-canter patterns
- Unusual placement of transition between trot and canter

SECOND LEVEL

REQUIRED MOVEMENTS:

- Free walk-20 meters continuous
- Medium walk-20 meters continuous
- Shoulder-in in collected trot (12 meters minimum)
- Travers in collected trot (12 meters minimum)
- Medium trot on a straight line
- Simple change of lead (right and left)
- Counter-canter in collected canter (right and left)
- Medium canter on a straight line
- Halts with salutes on centerline, beginning and end of test

ADDITIONALLY ALLOWED MOVEMENTS:

- Half-turn on haunches (no more than 180 degrees)
- Renvers
- Medium canter and trot on a curved line

SOME POSSIBLE MOVEMENTS THAT IF PERFORMED WELL COULD INCREASE THE SCORE FOR DEGREE OF DIFFICULTY:

- Combinations of lateral movements (shoulder-in, travers, renvers)
- Combinations of lateral movements to medium trot and medium trot to lateral movements
- Lateral movements on center and quarter lines
- Medium paces to counter-canter and counter-canter to medium paces
- More than the required number of simple changes
- Simple changes from counter-canter to counter-canter

THIRD LEVEL

REQUIRED MOVEMENTS:

- Medium walk-20 meters continuous
- Extended walk-20 meters continuous
- Shoulder-in - collected trot -12 meters minimum (right and left)
- Trot half-pass in collected trot (right and left)
- Extended trot on a straight line
- Canter half-pass in collected canter (right and left)
- Flying change of lead (right and left)
- Extended canter on a straight line
- Halts with salute on centerline, beginning and end of tests

ADDITIONALLY ALLOWED MOVEMENTS:

- Walk half- pirouette (no more than 180 degrees)
- Half-pass zig-zag in trot
- Canter to halt
- Counter-change of hand in canter (only one change of direction)
- Medium trot and/or canter on a curved line
- Flying changes shown in sequence of every five strides or more

SOME POSSIBLE MOVEMENTS IF PREFORMED WELL THAT COULD INCREASE THE SCORE FOR DEGREE OF DIFFICULTY:

- Combinations of lateral movements on center or quarter lines
- Half-pass zig-zag in trot
- Half-pass counter change of hand to shoulder-in
- More flying changes than required
- Flying changes shown in a sequence of five strides or more
- Flying changes in combination with other movements and or transitions
- Counter- canter to flying change to the opposite counter canter
- Canter to halt

FOURTH LEVEL

REQUIRED MOVEMENTS:

- Collected and extended walk-20 meters continuous
- Extended walk-20 meters continuous
- Shoulder-in in collected trot-12 meters minimum (right and left)
- Trot half-pass in collected trot (right and left)
- Extended trot on a straight line
- Canter half-pass in collected canter (right and left)
- Flying change of lead every fourth stride
- Flying change of lead every third stride
- Canter working half-pirouette

- Extended canter on a straight line
- Halts with salutes on centerline, beginning and end of tests

ADDITIONALLY ALLOWED MOVEMENTS:

- Half-pirouette in canter
- Zig-zag in trot
- Counter change of hand in canter
- Halt to canter
- Medium trot and canter on a curved line

SOME POSSIBLE MOVEMENTS THAT IF PERFORMED WELL COULD INCREASE THE SCORE FOR DEGREE OF DIFFICULTY:

- Half-pass zig-zag (THREE or more half-passes combined by changes of hand) in trot or canter
- Shoulder in, renvers and travers preformed off the track
- Extended trot on short diagonal to half-pass
- More than three flying changes in a sequence of either three or four tempi
- Flying changes on a curved line
- Combining extended canter with a transition to collected canter to a canter half-pirouette
- Using counter-canter in combination with other movements

~~1 Definition~~

~~(a) This is a competition of artistic equitation to music at all levels. The athlete is, however, absolutely free in the form and manner of the presentation he/she chooses within a fixed time. The test should clearly show the unity between rider and horse as well as harmony in all the movements and transitions.~~

~~2 Freestyle Competitions~~

~~(a) All grades and age classifications are catered for.~~

~~(b) Eligibility of competitors must be published in the schedule~~

~~(c) Judging sheets, which state the required movements, are available in the same way as ordinary dressage test sheets. Prelim to Advanced Grades will use the Dressage South Africa Test Sheets, FEI Small, Medium and Big Tour Freestyles will use the latest FEI freestyle test sheets.~~

~~(d) All Freestyle competitions held at Recognized Events must be run in accordance with these rules as well as all applicable Dressage rules.~~

~~(e) Judges shall be appointed in accordance with Section 32.5.0.~~

~~(f) All entries for Freestyles, unless otherwise stated in the schedule must be within the horse/pony's current registered grade~~

~~(g) Dress for the Freestyle competitions is the same as worn in the respective classes of normal dressage competitions, as per Dressage SA rules unless otherwise stated. Rules regarding saddlery, related tack apply. (See Appendix DS/5 - Notes)~~

~~3 Required Movements~~

~~(a) The test must start and finish with a halt and salute on the centre line.~~

(b) All the required movements listed on the test sheets must be performed, and will be marked out of 10 in the normal way.

(c) Required movements may be performed more than once should the competitor wish to highlight the horse's particular capabilities.

(d) If a compulsory movement has been left out completely and deliberately the judge has to give a zero for the movement. The scores for both choreography and degree of difficulty cannot be higher than max. 5.5. It is up to the judge to go further down with these marks if more than one movement has been left out.

(e) If an athlete deliberately shows movements of a higher grade not mentioned in the test sheet, no mark for the technical execution of that movement is possible. The scores for both choreography and degree of difficulty, cannot be higher than max. 5.5. It is up to the judge to go further down with these marks if more than one movement of a higher grade has deliberately been shown

4 Timing

(a) The duration of the tests in the various grades is indicated on the relevant tests.

(b) The timing of the test will be executed from the move-off after the first halt to the transition into the final halt.

(c) In the case of a Freestyle test being clearly above or below the required time limit there will be a deduction of 0.5 % from the total of the artistic score. Slight failure to perform within the given time (approx. 10 seconds) should be treated generously without a deduction of marks, especially if unusual circumstances (such as external distractions or bad conditions of the ground) occur (This is taken directly from FEI Directive)

5 Choreography

(a) The choreography of the test should show originality with order, avoiding the limitations of a normal dressage test, but not confusing the judge and spectators with indiscernible patterns.

6 Degree of Difficulty

(a) The assessment of the degree of difficulty in a Freestyle test cannot be made separately from the other technical and artistic scores. There is a close connection between the degree of difficulty and the technical execution as they greatly determine the first two artistic scores. Lack of quality in the execution of the movement is considered a deficit in the performance ability of athlete and/or horse. These must be taken into consideration as deductions in the degree of difficulty scoring. When only the minimum requirements for the basic level are fulfilled, approximately 6.0.

(b) All elements that raise the degree of difficulty shall be positively rated when fully complemented and supported by the music

7 Music

(a) It is desirable that the character of the chosen music should match the horse's way of going. Transitions between paces should be flowing and contiguous, without disruptive gaps in the sound and rhythm of the test.

(b) Any type of music may be chosen, and its enhancement of the horse's movements will be the judging point. Vocalized music is allowed, but should not distract from performance.

(c) Music must be recorded on an Audio or MP3 CD or flash drive, depending on the show holding body's requirements as stipulated in the schedule, and played through a loudspeaker system.

(d) Live music, performed next to the arena, is not permitted.

(e) Introductory /Entry music before the first halt is compulsory. A rider must enter the arena within 30 seconds of the music starting and may halt anywhere on the centre line.

(f) The music must cease on the final halt.

(g) In the event of a breakdown of the broadcasting equipment, the judge will ring the bell, and the test will be recommenced when the sound is restored. If, at the start of the test, the athlete is dissatisfied with the quality of sound reproduction, he/she may indicate to the judge, and the possible malfunction of the equipment can be investigated

(h) Technical failure: In the case of an athlete's music failing during a Freestyle Test and in cases where there is no back up system, the athlete can, with the permission of the President of the Ground Jury, leave the arena. There should be minimum interference with the starting times of the other riders. The affected athlete should return to complete or restart his/her test during a scheduled break in the competition or at the end of the competition. The President of the Ground Jury, after conferring with the athlete, will determine when the athlete should return to the arena. It is up to the athlete whether to restart the test from the beginning or to commence from the point where the music failed. In any case the already given marks will not be changed.

8 Quadrilles and Pas de Deux

(a) Quadrilles and Pas de Deux will be judged as per the FEI Rules.

(b) Pas de Deux, is a class in competitive dressage where two horse/rider combinations are in the arena at the same time. Pas de Deux teams consist of two horses and two riders each performing as both a team and individually, with the emphasis of the scoring being on the quality of the movements executed. Pas de Deux teams performs a self-choreographed test at a specified freestyle level.

(c) Judging: Three judges, sitting at C. One judge judges one of the combinations, one judge judges the other combination. Both judges give only technical marks. The third judge judges the artistic performance.

(d) DSA Quadrille and Pas de Deux Tests Sheets are available.

9 Extensions

(a) Extended trot on the circle line or through 2 corners is only regarded as medium trot.

(b) An incorrect flying change when returning from extended canter reduces the mark for the extended canter itself.

10 Equality

(a) In the case of equality of percentage in a freestyle test, for the first three places, the higher artistic mark will decide on the better placing. Should the artistic mark be the same, the highest harmony mark will decide. If still tied, the higher choreography mark will decide.

11 Artistic Marks

(a) The artistic marks are scored by full, half or decimal marks and multiplied by their coefficients.

Reference should be made to the latest FEI Freestyle Directives found on the FEI website under Useful Documents.

APPENDIX DS/7 - OBLIGATORY USE OF PANEL JUDGES (Read in conjunction with Section ~~3~~2.5.0).

1.0 The minimum standard of judges as detailed hereunder is obligatory for the following Events CN Status, FEI and the Dressage SA Competition:

2.0 Conflict of Interest. No Judge may officiate at an event if his duties will involve a conflict of interest The following persons may not be a member of a Ground Jury at an event:

(a) The owners/part-owners and riders of horses taking part in the event.

(b) Chefs d'Equipe, team officials, regular trainers and employers and Employees of interest or competitors. Regular trainer may only judge whether there is no other reasonable alternative and provided that at the event the appointed judge may not give training assistance.

(c) The relatives of owners, competitors, Chefs d'Equipe or team officials.

(d) Persons having a financial or personal interest in a horse or competitor taking part in a or competition.

(e) When accepting invitations to judge, a judge must declare his/her interest in any person or horse competing that he/she has /owned/part-owned or has had a business interest in within the twelve months preceding the event, thus giving the OC the opportunity to allocate that judge to competitions in which this particular person/ horse will not take part.

3.0 Judges are required to fill in the conflict of interest form for all events even if they have no conflict of interest.

1.1 EVENTS HOLDING CDN STATUS AND ABOVE

(EXCLUDING SOUTH AFRICAN NATIONAL INDIVIDUAL OR TEAM CHAMPIONSHIP CLASSES).

(a) All Tests up to ~~EM Medium~~ Advanced and above including Pony Rider Open, Children Open and Junior Open ~~PRM~~ and CDN Status Qualifying Classes. A minimum of two judges, one of whom must be on the National List 2 or 1 Panel ~~or Candidates Panel~~.

~~(b) M, PRM Medium Tests including CDN Status Qualifying Classes. A minimum of two judges, one of whom must be from the National Panel, the other may be from the Candidates Panel.~~

~~(c) Advanced Tests. A minimum of two judges from the National "A" or "B" Panels.~~

~~(d) Prix St. Georges Level and Above. A minimum of three judges from the National Panel, two of whom must be from the National "A" Panel.~~

1.2 SOUTH AFRICAN INDIVIDUAL CHAMPIONSHIPS

(a) Senior ~~Adult~~ Championship and Senior ~~Adult~~ Freestyle Championship. The Jury shall consist of a minimum of three but ideally five judges, three of which must be from the National List 2 ~~"A"~~ Panel or above and the remaining two from the National List 1 ~~"B"~~ Panel. No more than two judges should be resident in any one province where five judges are appointed. Where three judges are used they should each reside in different province.

(b) ~~Young Rider,~~ Junior, Children and Pony Rider Championship and Freestyle Championships:

The jury shall consist of a minimum of three but ideally five judges, three of which must be from the National List 2 ~~"A"~~ Panel or above and the remaining two from the National List 1

~~"B"~~ Panel. No more than two judges should be resident in any one province where five judges are appointed. Where three judges are used they should each reside in different provinces.

(c) Visiting foreign judge/s may replace a National List 2 ~~"A"~~ Panel or List 1 ~~"B"~~ Panel judge/s provided permission is first obtained from the Dressage SA committee. All such applications should be addressed to the Secretary General of the SAEF and the Dressage SA Chairman.

1.3 SOUTH AFRICAN NATIONAL TEAM CHAMPIONSHIPS

(a) Senior ~~Adult~~ Championship. The Jury shall consist of a minimum of three but ideally five judges three of which must be from the National List 2 ~~"A"~~ Panel or above and the remaining two from the National List 1 ~~"B"~~ Panel. No more than two judges should be resident in any one province where five judges are appointed. Where three judges are used, they should each reside in different provinces.

(b) ~~Young Rider,~~ Junior, Children and Pony Rider Championship. The jury shall consist of a minimum of three but ideally five judges, three of which must be from the National List 2 ~~"A"~~ Panel or above and the remaining two from the National List 1 ~~"B"~~ Panel. No more than two judges should be resident in any one province where five judges are appointed. Where three judges are used, they should each reside in different provinces.

2. EVENTS BELOW CDN STATUS

For competitions up to and including Grand Prix, one National or Provincial Judge is acceptable, provided that the judge is qualified for that level according to the Provincial rules. See Rule 5.

If it is compulsory for all qualifying or warm-up competitions preceding a championship to be held in the order stated in the rules and for championships to be held in daylight, unless the lighting provided at the venue is approved by a Representative of Dressage SA in conjunction with the President of the Ground Jury and the Organising Committee, as being of a sufficiently high standard to permit one or more of the qualifying competitions to be staged at night. No more than one Championship class can be ridden per day; the Freestyle is defined as a Championship competition; and two judges are required to judge each Qualifier.

LIST	LEVELS	CO-JUDGE
National 2 +	Up To Big Tour	
National 1	Up To Medium Tour	Big Tour With NL2
Provincial 2	UP To Advanced	
Provincial 1	UP To Elementary	
Apprentice	Only training events and SANESA Ungraded classes	
Prospective	May Not Judge	

3. APPRENTICE ~~LEARNER~~ JUDGES

In competitions staged for grading purposes, Apprentice ~~Learner~~ Judges may not officiate on their own neither should their marks be taken into consideration in the compilation of results.

4. FOREIGN JUDGES

Foreign Judges may officiate in place of any of the aforementioned judges but ONLY provided permission has been first obtained from Dressage SA or the Provincial Dressage Committee depending on the status of the event and the relevant panel level in their own country.

Application for such approval must be made to Dressage SA, giving full details of the foreign judge's Panel Qualifications, before any invitation to the foreign judge to officiate is made.

5. UNAVAILABILITY OF PRESCRIBED JUDGES

Should the prescribed level of judges not be available, permission must be obtained, to use a judge on the next lower panel. For CDN status shows approval must be obtained from the Dressage South Africa council via the Judges Committee and for shows below CDN status the relevant Provincial committee must approve. Such shows will not receive grading points – see No 2 above.

6. PERMISSION TO OFFICIATE AT EVENTS OUTSIDE SOUTH AFRICA

Officials on Dressage SA National Panels and Provincial Panels invited to officiate outside South Africa are requested to notify Dressage SA accordingly. If such an invitation is dependent on a testimonial being given by Dressage SA, then an application for this must first be made through the applicant's Provincial Dressage Committee to be forwarded to Dressage SA with that Provincial Dressage Committee's recommendation.

7. MAXIMUM NUMBER OF COMBINATIONS A DAY

At any event a Judge may not be called upon to judge more than approximately 40 combinations a day.

APPENDIX DS/8 – DRESSAGE SA CHALLENGE RULES

The DSA Challenge will be classified as CDN status show in each province and run under the rules governing all National CDN status shows. All rule changes and rules governing the DSA National Challenge for that year will show the latest rules in the schedule. The show schedule will be the governing document.

Sections

The competition shall be run at separate levels with the relevant tests for each section being elected annually by the Dressage SA council.

Section	Grade
Section 1.	~~Adult~~ Senior Preliminary
Section 2.	~~Adult~~ Senior Novice
Section 3.	~~Adult~~ Senior Elementary
Section 4.	~~Adult~~ Senior Medium
Section 5.	~~Adult~~ Senior Advanced
Section 6.	~~Adult~~ Senior Open FEI level - Small Tour
Section 7.	~~Adult~~ Senior Open FEI level - Medium Tour
Section 8.	~~Adult~~ Senior Open FEI level – Big Tour
Section 9.	Junior Preliminary
Section 10.	Junior Novice
Section 11.	Junior Elementary
Section 12.	Junior Medium
Section 13.	Junior Open ~~Advanced~~
~~Section 14.~~	~~Junior Small Tour~~
Section 14 ~~5~~.	Pony Rider/ Children Preliminary
Section 15 ~~6~~.	Pony Rider/ Children Novice
Section 16 ~~7~~.	Pony Rider/ Children Elementary
Section 17 ~~8~~.	Pony Rider/ Children Open ~~Medium~~

Latest updates to any rules will be updated in the show schedule for that year.

Team Classification

A Team event will be incorporated into the Dressage SA Challenge.

Team selection will be from the home province, and riders competing out of province~~.~~

The top 2 scores for each province in each section will automatically be the team for that province.

Pony Rider and Children's in the same grade may be combined to make up a team should entries warrant.

The sum of the two scores will constitute the Provincial Team total. In the case of equality of points, the team whose second ranked athlete achieved the higher percentage will be placed first.

Province Participation

For the Province to participate, it must compete in a minimum of three sections and 25 horses to make travelling of two judges a viable proposition. It would, however, not be necessary for all sections of the competition to be held by a Province, it is merely a chance for dressage athletes to ride on reasonably equal terms against their peers in the other Provinces.

Each Province will be limited to a maximum of 40 starters a day. ~~Large provinces may have 120 starters which will run over 3 days in total for all section for the Dressage SA Challenge Classes at the show.~~ The number of athletes allowed for each section will be at the discretion of the Provincial Dressage Committee. The OC, in consultation with the Provincial Dressage Committee will determine the number of horses to qualify in each grade of the sections and in the event of there being more places being available, more combinations may be selected to compete in the Dressage SA Challenge event. Consolation classes must be held if there are more than 40 per day for the Challenge.

In any Section where qualifying classes are necessary and an athlete qualifies two or more horses for that Section, the athlete must nominate one horse only for that section, unless the number of qualifiers falls short of the allowed limit.

Dressage SA Challenge classes must not incorporate any other class or championship.

Ground Jury

The Competition shall be judged by the same two National Panel Judges,1 must be a National List 2 Panel ~~A~~ or higher, the second may be a National List 1 Panel ~~B~~ who will travel to each of the participating Provinces. Ideally, the Provincial legs of the Competition should be held as close as possible to each other on the calendar. Special dispensation is granted for ~~National Panel B /~~ National List 1 Panel judge to judge up to and including Big Tour.

The visiting judges will not judge more than 40 combinations per day and will only judge the Dressage SA Challenge. The judges may not judge other classes except for approved para-equestrian classes.

Arenas

The Judges will always judge from the same position in each section and leg of the competition, with one Judge at 'C' and the positions 'B' or 'E' being used in alternating years. If this is not practical, the judges may sit at 'C' and 'B' or 'E', with permission from the Dressage South Africa committee.

The arena surface should be fibre, sand or good quality grass.

The Show Holding Body shall ensure that the entrance to the dressage arena is closed once the Athlete has entered at A.

Rider Participation

Horses may only compete in the grade in which they are registered Dressage SA, as at closing date of entries or 1 grade higher for the Event incorporating the Dressage SA Challenge. However, Horses ridden by Open riders may ride up the grades as specified in the DSA rules 34:10.

Athlete's may only compete in their home Province.

However, on application containing the reason and explanation for the request to the Dressage SA council, athletes may compete in the Dressage SA Challenge outside their home province. The host Province for

athletes granted permission must be in agreement as this application may impact on the qualifying athletes in that Province.

It must be noted that permission will not automatically be granted and that the decision of the Dressage SA Council, with approval from the Province that will be asked to accept the entry, and the original province, will be final and binding.

In the event that a Province cannot field enough athletes to justify the expense to send two judges to that Province, the athletes from that Province may compete in another Province. The visiting athletes must be allowed to compete in addition to the qualifying riders of the host Province.

An athlete's score, achieved outside of their home province will be attributed to their home province for purposes of overall national results in the Individual classifications and team results.

Show Organizers

Each year an updated form with show holders obligations for staging a DSA Challenge will be sent out and form part of the rules for running the DSA Challenge and must be strictly adhered to, to ensure fair competition in each province.

The tests involved in the Dressage SA Challenge will form part of the schedule for the Event holding the Challenge. The Show Organizers will choose what entry fees/prize money/prizes will be allocated to the classes relating to the Challenge at a Provincial level. The overall Section winners, nationally, will only be known when all the Provincial legs have been completed, at which time a list of placings, and the scores of both judges for all horses entered will be forwarded to the Dressage SA Challenge Convener. The Dressage SA Challenge Convener will forward the results to the Dressage SA President, the Provincial chairmen of the participating Provinces, whose responsibility it will be to inform their respective members/competitors. However, results will be sent out after each Province has competed to keep interest.

Horses Schooling

Under no circumstances, and under penalty of disqualification, may any horse take part in any class at the Dressage SA Challenge that has been schooled under saddle by anyone other than the competitor concerned from the start of the first day of the show until the last entered class. The onus is on athletes to comply with this rule where horses are removed from the grounds.

Awards

Prizes for all Sections will be awarded at provincial awards evenings. Small, star-shaped badges will be awarded to the overall winners for the Senior ~~Adult~~ Sections of the Dressage SA Challenge. Triangular badges will be awarded to the overall winners of the Junior and Pony Rider/ Children Sections. It is recommended that these badges should be stitched on to the athlete's jacket in a straight line on the left hand side. Should the athlete also have Provincial or National Colours, these Dressage SA Challenge badges should be positioned above the other badge.

Colours of the Dressage SA Challenge badges will be as follows:

~~FEI level~~ Senior Open	- Gold
Advanced, ~~and~~ Medium, Junior Open, Pony Rider open and Children Open	- Silver
Elementary	- Blue
Novice	- Green
Preliminary	- Yellow

Costs

Costs of transport, airfares and accommodation for both judges is currently borne by DSA. Any changes will be updated in the show schedule for that year.

Cost of transport to and from show grounds/judges accommodation/airport must be borne by the organizing committee.

All other show costs are for the organizing show holding body.

Convener

At the AGM of the Dressage SA Council, a National Convener for the Dressage SA Challenge will be appointed for the following two years.

APPENDIX DS/9 – DIRECTIVES FOR YOUNG HORSE DRESSAGE COMPETITIONS

COMPETITIONS FOR 4, 5-, 6- AND 7-YEAR-OLD HORSES IN SOUTH AFRICA

The FEI Rules for Dressage Events apply to all National Young Horse Dressage events/classes.

The basic idea of the young Horse competitions is to introduce 4, 5, 6 and 7-year-old Horses to dressage competitions to help them gain experience in the dressage arena and to give them the opportunity to compete against each other in the same level of test.

A primary concern is to evaluate the correct training of young dressage Horses, to encourage the development of breeds and the interest in national competitions involving young Horses.

Dressage Tests:

4-year-olds:	FEI Dressage Test for 4-year-old Horses to be used only at National events
5-year-olds:	FEI Preliminary Test for 5-year-old Horses.
	FEI Dressage Test for 5-year-old Horses, Final.
6-year-olds:	FEI Preliminary Test for 6-year-old Horses.
	FEI Dressage Test for 6-year-old Horses, Final.
7-year-olds:	FEI Preliminary test for 7-year-old Horses.
	FEI Dressage test for 7-year-old Horses, Final.

Dress:

Refer to the Dressage Rules.

Protective headgear has to be worn at all times.

Saddlery:

The tests for 4-, 5- and 6-year-old Horses are required to be ridden in a snaffle. The test for 7- year-old Horses can be ridden in a snaffle or a double bridle. Bits and nosebands are according to the Dressage Rules. Bandages are not allowed during the test and whips are not allowed unless stated otherwise in the Show schedule.

1. Principles of Judging Young Horse Competitions

While judging Young Horse Competitions three aspects are most important:

- The paces,
- The standard of training,
- The general impression and perspective including the conformation, the temperament and the natural talent to become a dressage Horse.

The basic paces, handiness, rideability, the correctness of training and the perspective of the Horse as a Dressage Horse will be judged.

Judges should ask:

- whether or not the performance of the Horse corresponds to the general idea of a dressage Horse,
- whether the Horse is on the correct training path,
- whether the Horse has the ability to perform Dressage at a high level.

Paces

The paces have to be judged uncompromisingly as they are vitally important for the quality of a dressage Horse. They must be of absolute regularity without tension. The impulsion of the paces should be developed from the hindquarters through a swinging back with active hind legs. The steps and strides must be elastic with the Horse showing a natural self-carriage and freedom of the shoulder.

The quality of the paces is judged by assessing the overall impression, the regularity and elasticity of the steps and by the ability to maintain the same rhythm and natural balance, even after a transition within the paces or from one pace to another.

Standard of Training

Equally important as the paces is the correct training according to the age of the Horse. The judges should assess whether or not the Horse's training corresponds to the principles of the training scale. Special emphasis has to be made regarding a soft and steady contact with a gently chewing mouth and an elastic poll. The poll should be the highest point and the neck should be without any restriction. Lateral flexion and bend must be equally developed to both sides. The Horse must be supple and obedient.

Natural ability to self-carry is asked for but is relative to the age of the Horse. In competitions for 5-year-old Horses only the beginning of collection, the "willingness to collect" is required. For the 6-year-old Horses, a more clearly defined collection, the "ability to collect" is necessary. The 7-year-old Horses need to show collection inherent to this level, ability to carry weight and lightness of forehand. A 7-year-old Horse needs to be through the back and in self carriage with a steady contact showing a good balance and correct bend.

The most important criteria for lateral movements and flying changes in Young Horse Tests are the fluency and the correct execution (see minor mistakes).

When judging the tests for 5-, 6- and 7-year-old-Horses the judges have to differentiate between minor mistakes, which are not a significant factor in the score, and fundamental mistakes, which generally lead to lower marks.

Minor mistakes

Minor mistakes should be judged leniently, if, in principle, the Horse is demonstrating correct training with well-developed paces.

Horses which at the beginning of the test show tension and some concentration lapses or which may even be a bit spooky, should be judged more benevolently than in other international Dressage competitions.

Minor mistakes for 5-year-old Horses

- Moments of tension at the beginning of the test with slight concentration lapses but improving throughout the test,
- Halt not completely attentive or straight,
- Transitions not exactly at the markers,
- Slight and momentary crookedness,
- Canter wrong lead, but immediately corrected,
- Short break of pace e.g. falling into trot during canter work but immediately corrected,

- Simple change of leg with 2 or 6 steps of walk in between instead of 3-5 steps.

Minor mistakes for 6-year-old Horses

- Starting/ending the lateral movement not exactly at the required marker, slightly losing the bend for a short moment,
- Losing the bend at the end of the lateral movement,
- Flying change not exactly at the required marker, slightly swaying, not totally balanced.

Minor mistakes for 7-year-old Horses

- Slightly swaying, not totally balanced in series of changes, must be straight in single change,
- Momentary loss of balance in canter pirouettes.

Fundamental mistakes

Fundamental mistakes will generally lead to lower marks being awarded. Examples of such errors are: obviously uneven rhythm, tension, lasting contact failure, insufficiently swinging back, serious crookedness and insufficient engagement of the hind legs.

Fundamental mistakes for 5-year-old horses

- Uneven rhythm in trot movements,
- Lack/loss of rhythm in canter including counter canter,
- Uneven or pacing steps in walk including the turn on the haunches,
- Clear resistance or loss of diagonal steps in the rein back,
- Simple changes of leg without any walk steps shown,
- Tension throughout,
- Repeated contact, tilting/mouth problems,
- Lack of suppleness in the back,
- Obvious crookedness,
- Stiff hind legs, lacking energy and engagement.

Fundamental mistakes for 6-year-old Horses

- Uneven rhythm in trot movements,
- Lack/loss of rhythm in canter including counter canter,
- Uneven or pacing steps in walk including the walk pirouettes,
- Lack of clear bend in the lateral movements,
- Mostly incorrect flying changes,
- Tension throughout,
- Repeated contact, tilting/mouth problems,
- Lack of suppleness in the back,
- Obvious crookedness,
- Stiff hind legs, lacking energy and engagement.

Fundamental mistakes for 7-year-old Horses

- Uneven rhythm in trot movements,
- Lack/loss of rhythm in canter incl. the same, clear tendency in canter pirouettes,
- Uneven or pacing steps in walk,
- Lack of clear bend in the lateral movements,
- Incorrect flying changes,

- Tension throughout,
- Repeated contact, tilting and open-mouth problems,
- Lack of suppleness in the back,
- Obvious crookedness,
- Stiff hind legs, lacking energy and engagement,
- Repeated resistance (inability) in collected work.

General Impression/Perspective.

Besides the paces and the standard of training the judges have to decide whether or not the Horse shows enough natural talent to develop into a high-class Dressage Horse.

The general impression/perspective is based on:

- The quality of the paces (including the degree of effortlessness with which the Horse is able to perform the movements),
- The standard of training according to the training scale,
- The potential and suitability as a dressage Horse, including temperament (attentiveness, willingness to work, natural forward-going attitude, mental suppleness) conformation, expression (appearance, charisma, presence, natural charm).

A Horse with the potential to become a high-level dressage Horse always has to be preferred to a Horse that only executes the test in an obedient way but without showing any further scope. Yet, rideability and willingness to perform is important. Playfulness and/or slight spookiness in a young horse is not penalized harshly, provided the horse remains workable.

The Athlete

The Athlete's seat and the influence of his aids are of minor importance when judging Young Horse Competitions.

2. The Judging System of Young Horse Competitions

In General

Young Horse competitions for 4-, 5- and 6-year-old Horses are to be judged by a Ground Jury of at least three judges, The judges are positioned at C, working as a team, giving their marks jointly.

The marking sheets with the guidelines have to be used. The judges give five (5) marks for trot, walk, and canter, the submission incl. the level of training, and the perspective. Decimals are allowed. The marks are added up and multiplied by 2, which gives the total score. All errors have to be deducted according to the DSA Rules.

Young Horse competitions for 7-year-old horses can be judged by a Ground Jury of three or five DSA Judges. For a Ground Jury of 3, the President sits at C and judges only the technical execution of the test. The second and third judges sit at E or B and judge only the quality of the Horse. For a Ground Jury of 5, the President and a second Judge sit at C and a third Ground Jury Member at E, judging only the quality of the Horse by using a joint scoring method connected by headsets. The other two Ground Jury Members are individually judging only the technical execution of the test, one sitting at H and the other at B, but neither connected among each other nor connected to the judges at C and E (C/B and M/E also possible). The quality of the Horse and the technical execution of the test shall be weighted each with 50% towards the end result. All errors have to be deducted according to the DSA Rules.

The individual marks should be explained by detailed comments on the test sheets. Comments after each ride are not compulsory, however, they are recommended in order to make the competition more attractive to the public.
Young Horse Jury

All judges from Provincial list 2 upwards will be accredited to judge the Young Horse Competition. Accredited FEI International judges may also be invited with the approval of the National Judges Committee and DSA EXCO.

Timetable:

The timetable of Young Horses competitions should allow 1-2 extra minutes between each competitor for the Horse to become accustomed to the surroundings. This time is also needed for the judges' commentary and scores which are announced immediately after the end of each individual ride.

Classification:

1. In all Competitions, the winner is the Athlete having obtained the highest total percentage score, the second placed Athlete is the one with the next highest total percentage score and so on.
2. Ties: In case of equality of percentage for the first three (3) places, the following system must be used to break the tie: add the marks for "submission" and "perspective" and divide by two; the Athlete/Horse combination with the higher average mark will be ranked highest. If still tied, the "submission" mark will decide. If still tied, the combinations will be equally placed.

Variations for South African conditions:

Organisers of events for young horses may schedule the 4-year-old test for any age 7 and under. The same for the 5-year-old and 6-year-olds can be open to the higher aged horses.

Depending on the entries these can be divided into age categories.

This is to accommodate horses maturing later and/or entering the sport of dressage later as is often seen in South Africa.

~~Dressage SA Rules for Dressage Events apply to all young horse events, except where stated differently below. (Modified for Local conditions)~~

~~A primary concern is the correct training of young dressage horses, to enhance the reputation of national breeds and to encourage interest in national competitions involving young horses.~~

~~Dressage Tests~~

~~Young horse tests as published by Dressage SA will be used.~~

~~Classes must be restricted in age groups e.g. 4 years, 5 years and 6-7 years.~~

~~Depending on the expected number of entries, organizing committees may arrange classes in separate or combined age categories.~~

~~Dress and Saddlery~~

~~As per Dressage SA rules. All young horse tests are required to be ridden in a snaffle.~~

~~Assessment~~

~~Basic ideas: The handiness, basic paces and general impression of the horse as a dressage horse will be judged. Judges should ask whether or not the performance of the horse corresponds to the general idea of a dressage horse; whether the horse is on the correct training path; and whether the horse has the ability to perform Dressage at a high level.~~

~~Special emphasis has to be made of soft and constant contact, the satisfactory activity of the mouth, an elastic poll in the three basic gaits and in the transitions. The steps and strides must be in rhythm and without tension.~~

~~Flexion and bending, the harmonious development on both hands and suppleness are important. There must be impulsion, which has to be developed through the hindquarters, leading into a swinging back and a soft and steady contact.~~

~~Fundamental training errors will generally lead to lower marks being awarded.~~

~~Examples of such errors are: obviously un-level rhythm, tension, lasting contact failure, insufficiently swinging back, serious crookedness and insufficient engagement of the hind legs.~~

~~Minor mistakes (e.g. halt not straight, concentration lapses, moments of shortness in the neck or being momentarily above the bit) should be judged with some lenience, if, in principle, the horse is demonstrating good movement and is shown to be presented correctly in accordance with its level of training.~~

~~Horses which at the beginning of the test show tension and some concentration lapses or which may even be a bit spooky, should be judged more benevolently than in other Dressage competitions.~~

~~The exercises required of young horses are generally of a low level and collection is not required.~~

~~Examples of minor mistakes:~~

~~- Transitions not exactly at the markers~~

~~- Medium canter slightly crooked~~

~~- Slight crookedness when collecting after extensions~~

~~- Starting the lateral movements not exactly at the markers~~

~~Walk: The walk is a marching pace in which the footfalls of the horse's hooves follow one another in a "four time" beat, well-marked and maintained in all work at the walk. When the foreleg and the hind leg on the same side move almost on the same beat, the walk tends to become almost a lateral movement. This irregularity, which might become an ambling movement, is a serious deterioration of the pace.~~

~~It is at the walk that the imperfections of dressage are most evident. A young horse should not be asked to walk "on the bit" at the early stages of his training as to require collection at this stage will negatively influence the horse's development. The horse should cover ground well and must step forward into the bit with confidence.~~

~~Trot: The trot is a pace of "two time" on alternate diagonal legs (the left fore and right hind leg alternating and vice versa) separated by a moment of suspension. The trot should consist of free, active and regular steps and must be moved into without hesitation.~~

~~The quality of the trot is judged by assessing the overall impression, the regularity and elasticity of the steps - originating from a supple back and well engaged hind quarters - and by the ability to maintain the same rhythm and natural balance, even after a transition from one trot pace to another.~~

~~Canter: The canter is a pace of "three time", where at canter to the right, for instance, the footfalls follow one another as follows: left hind, left diagonal (simultaneously right hind and left fore), right fore, followed by a moment of suspension with all four feet in the air before the next stride begins. The canter should be light and regular and the horse should remain straight. The strike off should be without hesitation.~~

~~The quality of the canter is judged by assessing the overall impression, the regularity and lightness of the three paces (working, medium and extended) - originating from the acceptance of the bridle with a supple poll and in the engagement of the hindquarters with an active hock action - and by the ability to maintain the same rhythm and a natural balance, even after a transition from one canter pace to another.~~

~~General Impression:~~

~~The emphasis here is on the three basic paces, the type and quality of the horse's conformation, the charisma and presence of the horse, suppleness and the degree of effortlessness with which the horse is able to perform the movements. A horse, which has the potential for high-level sport, has to be preferred to a horse that completes the test in an obedient manner but has no real ability to proceed to the higher levels of Dressage.~~

~~The Athlete:~~

~~The judging of the seat, aids and influence of the athlete plays a secondary role.~~

~~Judging of Young Horse Tests:~~

~~The tests are to be judged by a Ground Jury of up to three qualified judges. The three judges will sit together in the same judge's booth (positioned at C) and will judge as a team and will not give separate marks. In addition to these three judges, a fourth judge may be appointed to provide a commentary after the completion of each horse's test. This commentary is mainly for the benefit of spectators and the main purpose thereof is to explain the rideability and strengths of the individual horse in relation to the demands at each level of competition, the quality of the three basic paces, and the horse's ability to perform as a high-level dressage horse. The commentator should give their commentary in the national language of the country in which the event is taking place as well as English. A list of judges who are qualified to act as commentating judges will be maintained by Dressage SA or the Provincial Dressage Committee.~~

~~At Championship events, commentary will be compulsory for the second qualifying test and for the final competition. At other events, commentary is not compulsory but is recommended in order to encourage spectator interest and to illustrate the differences between young horse events and other international dressage competitions.~~

~~In addition to and as part of the test sheet, an assessment of each horse will be completed by the judges. The judges will write a detailed report underlining the strengths and weaknesses of each horse. Special attention must be given to the "General Impression" section of the assessment, where all the positive and negative aspects of the horse should be set out.~~

~~Organizers should make provision for a short break (up to five minutes) between horses so as to allow for sufficient time for the commentary and the marking and completion of the test sheet and assessment form.~~

~~Penalization. Every "error of the course", whether the bell is sounded or not, must be penalized, except as noted above:~~

~~- the first time by 0.2 points,~~

~~- the second time by 0.4 points,~~

~~- the third time the competitor is eliminated~~

~~Marking.~~

~~In Young Horses Tests, one decimal is allowed.~~

~~Reference should be made to the latest FEI Directives for Dressage Competitions for 5, 6 and 7 year old Horses found on the FEI website under Useful Documents.~~

~~APPENDIX DS/10 – DRESSAGE DERBY~~

~~Classes:~~

~~A. Children and Pony Riders~~

~~B. Juniors and Young Riders~~

~~C. Adults~~

~~A Derby with change of horses may be organized. It shall be open to and compulsory for the three (3) best athlete/horse combinations from (1) or two (2) qualifying competitions (to be specified in the schedule).~~

~~No change of saddle, bridle and bit is permitted. The horses must always be ridden in the same saddle, bridle and bit. The order of starting will be as per the schedule with the highest qualifying athlete going last and the lowest qualifying athlete going first.~~

~~The Derby will be judged by two (2) National panel judges or one (1) National judge and (1) Provincial judge provided the judge is qualified for the level according to Dressage SA rules~~

~~Horses measuring 1.48m and under may not be ridden in Junior or Adult Derby classes (Rule 34.8.0)~~

~~Each Rider rides his own horse first and thereafter will ride in the following order starting with the lowest qualification combination.~~

~~**Horse 3 2 1 3 2 1 3 2 1**~~

~~**Rider 3 2 1 2 1 3 1 3 2**~~

~~The combination qualified for fourth place will be the test rider for the Derby competition. It is compulsory for this combination and will be first to ride.~~

APPENDIX DS/101 – ARENA ETIQUETTE AND SAFETY

Please, remember that everyone has a living animal underneath them and not every movement is always under control. Do not expect that every rider sees you and remember that it is not impolite to raise your voice if you are getting too close or planning to pass. This will announce your intentions and tell other riders what you plan to do. It is not worth fighting over someone's mistake. If a mistake is made, it is better to quietly inform the person of the rules.

Common sense must always be used. Be aware of your total environment to avoid collisions. Show by example so others may learn. Always remember that etiquette is a tool for mutual cooperation. Polite conversation and a positive flow pattern will avoid many problems.

Basic rules for Show Warm-up:

- Never mount or dismount on the track – move to the centre or out of the arena
- When entering it is polite to start riding on the same rein (direction) as the majority of the horses in the arena
- When entering the arena, be careful not to cut off another rider
- Slower gaits take the inside track. Walk on the inside track. The outside track is always given to horses working on the faster gait
- The international rule is to pass left shoulder to left shoulder when passing head on and look where you are going
- Keep one horse's length from any other horse. If you are over taking traffic in the same direction pass to the inside with care and plenty of clearance. Better yet, make a large circle back to the inside or cut across the arena to avoid passing.
- When turning, check your "rear window" first
- Take care when using your whip
- If your horse kicks, put a red ribbon in its tail
- If you are having difficulty with your horse and must stop, move to the centre of the arena out of the way of other riders or move out of the warm-up arena
- If someone falls off and a horse gets loose, all riders should stop
- Do your warm-up in a positive manner
- Perform warm-up routines with a purpose: do not meander around the arena or park yourself in the riding arena
- Be polite
- No smoking
- No talking on cell phones while riding
- No dogs in the arena with horses and riders
- Instructors and coaches should help from the sidelines and not inside the arena
- Riders should never stop in the track next to the fence to speak with somebody
- Horses not entered in the competition do not belong in the warm-up arena during competition
- Spectators should stand outside the arena
- It is never a social time or an opportunity to hold court when in the warm-up arena

APPENDIX DS/112 – SUBSTITUTIONS

1. INDIVIDUAL COMPETITIONS

1.1. Events other than CN Status events: At all recognised events, other than CN Status events, applications for substitutions shall be made to the Organising Committee or the President of the Ground Jury of the class before the commencement of the competition concerned.

1.2. CN Status events and CI Status: At all CN and CI Status events application for substitutions shall be made to the Organising Committee of the event not later than 30 minutes before commencement of the competition concerned and competitors in that class must be informed of the substitution. However, the Organising Committee may increase the 30 minutes or stipulate a definite time, provided it is detailed in the schedule of that event.

1.3. Qualifying Competitions: When a competition consists of one or more qualifying competitions and the marks scored are used to arrive at the qualification for the competition, then the time period referred to in Clause 1. hereof shall be prior to the commencement of the first qualifying competition concerned.

1.4. Substitutions are not permitted in competitions in which entry is restricted by qualification in previous competitions at the same event or previous qualifying events for this competition

2. SUBSTITUTION OF HORSE AND/OR RIDER

2.1 A competitor or person authorised by him/her, may substitute any horse and/or rider in a competition provided that they are eligible in terms of the rules for entry in the competition concerned as at the closing date of entries for such competition.

2.2 The substitution shall be done, in writing by the competitor on the prescribed form and handed in before the competition concerned, in accordance with the time limit laid down in Clause1.2 hereof.

2.3 Should both the horse and athlete rider be substituted the substitution form must be signed by the new athlete indicating that he/she has consented to the substitution of the competitor originally entered.

2.4 The substitution of a horse and/or competitor may not alter the original order of starting of the horse in the programme.

2.5 In case of a substitution resulting in a competitor competing on two horses within an interval as determined by the rules of Dressage SA, the Ground Jury /Technical Delegate is permitted to adjust the order of starting upwards.

2.6 No substitution can be accepted unless both horse and rider are up to date and correctly registered and graded at time of closing date.

3. COMBINED INDIVIDUAL TEAM COMPETITIONS

3.1 Substitutions are permitted in competitions in which the competitor's individual score in the individual competition also counts for his/her team score in the team competition, providing the provisions of the rules relating to substitutions are satisfied in all respects.

3.2 When a substituted competitor is involved, then he/she shall always ride the team horse first, irrespective of the position in the original draw of any other horse/s he/she may be riding in the individual competition with due regard to the provisions of Rule 31.3.7.

4. PROVINCIAL TEAM SUBSTITUTIONS

4.1 Before Final Selection

4.1.1 If any of the athlete's, competitors or horses nominated in terms of Rule 36.5.0 are unable to compete by reason of illness, injury or death of an athlete competitor or horse, the Chef d'Equipe may substitute any other athlete competitor, horse or interval combination of athlete competitor and horse which has been nominated.

4.1.2 Notice of any substitution shall be given in writing to the Organising Committee of the event and to Dressage SA's Representative before the time of the Final Selection and shall be accompanied by the relevant medical or veterinary certificate.

4.2 After Final Selection

4.2.1 If any athletes, competitors or horses included in the final selection are unable to compete by reason of injury, illness or death of an athlete competitor or horse occurring after the final selections, and as certified by a medical or veterinary certificate, the Chef d'Equipe may substitute an athlete competitor, horse or combination of athlete competitor and horse, only from those reserves declared at the time of the Final Selection.

4.2.2 In addition, the Chef d'Equipe may change the athlete competitor on any of the horses selected from another athlete competitor provided both athletes competitors were included in the final selection (excluding reserves). In this case a medical certificate is required.

4.2.3 Notice of this substitution shall be given in writing to the Organising Committee and to Dressage SA's Representative before the commencement of the first round of the championship concerned and shall be accompanied by the relevant medical or veterinary certificate if required.

4.2.4 Under no circumstances may the order of riding be changed.

4.3 Combined Teams

4.3.1 Should any two or three Provinces be unable to compete in a National Team Championship due to the lack of competitors/horses of the required standard, then two or three of those Provinces may combine to send one team. This team shall in all respects be deemed to be a team entered by a Province. This combined team may not comprise of riders from provinces who already have a team at this level.

4.3.2 In these cases, team athlete members will be awarded their own Provincial Colours should they qualify as such.

APPENDIX DS/123 – ~~SADDLERY – EQUIPMENT (Extract from FEI Rules)~~ FEI TACK & EQUIPMENT REQUIREMENTS

~~Please also refer to the FEI Tack, Equipment and Dress Database or the FEI TackApp.~~

All Tack & Equipment requirements have been removed from the Sport Rules and are now outlined in this FEI Tack & Equipment Requirements as per the below. Please also refer to the FEI Tack, Equipment and Dress Database or the FEI Tack App.

The following are compulsory:

1. **Dressage saddle** must be well-fitting and have long, near-vertical flaps, English-style or safety stirrups and a girth.

2. ~~1.1.~~ **Stirrups** must have closed branches, and no attachments. Safety stirrups may have an opening on the outside branch. The foot must not be fully or partially enclosed and must in no way be attached to the stirrups (for example with magnets).

3. ~~1.2.~~ **Saddle pads** should be white or off-white. Contrast colouring and piping is allowed. Striped or multi coloured pads are not permitted.

3.1. ~~1.3.~~ No saddle covers are allowed.

3.2. ~~1.4.~~ Pommel straps are allowed.

4. ~~2.~~ **Bridle with noseband.**

4.1. ~~2.1.~~ Except for the buckles and padding the headstall and noseband must be made entirely of leather or leather-like material. Padding is allowed on bridles. Nylon or other non-metal material may be used to reinforce leather in the headstall but must not be in direct contact with the Horse. Elastic inserts are permitted in the crownpiece and cheek pieces only and must not be in direct contact with the Horse or the bit.

4.2 ~~2.1.1.~~ A browband is required, and except for the parts that attach to the crownpiece or headstall, is not required to be made of leather or leather-like material.

4.3. ~~2.1.2.~~ The crownpiece of the bridle must lie immediately behind the poll and may extend forward onto the poll but must not be fitted to lie behind the skull.

4.4. ~~2.1.3.~~ A throatlatch is required except when the combined noseband or Micklem bridle are used.

4.5. ~~2.1.4.~~ A rein is a continuous, uninterrupted strap or line from the bridle bit to the hand. Rein additions or attachments are not permitted. Each bit must be attached to a separate rein and reins may only be attached to the bit. Reins must not be made of rope material.

~~2.1.5. At any level of Competition, a noseband may never be so tightly fixed that it causes harm to the Horse and must be checked as per the Stewards Manual noseband protocol.~~

4.6. ~~2.1.6.~~ Any piece of tack that impairs the ears to move freely is forbidden.

4.7. ~~2.1.7.~~ A **double bridle** must have a cavesson noseband and bridoon and curb with curb chain. A combined noseband may be used without the lower “flash” strap. Neither a cavesson noseband nor a curb chain may ever be as tightly fixed so as to harm the Horse.

~~2.2.~~ ~~A snaffle bridle or double bridle is allowed in CDI1* and CDI2*, CDIO1*, CDIO2*, CDIJ, CDIOJ, CDIY, CDIOY, CDIU25 (for the Inter II Test) and CDIYH for seven (7) year old Horses, and Junior and Young Rider Championships.~~

~~2.2.1.~~ ~~For CDIP/Ch, CDIOP/Ch, Ponies and Children Championships, CDIYH for five (5) and six (6) year old Horses, and as marked on test sheets, a snaffle bridle is to be used.~~

4.8. ~~2.2.2.~~ A plain snaffle bridle is required to be used with a regular cavesson noseband, a dropped noseband, a flash noseband, a crossed noseband, a combined noseband or a Micklem or similar design of bridle.

5. ~~3.~~ **Bits**. Snaffle, Bridoon and curb bits must have a smooth surface. Twisted and wire bits are prohibited. Bits must be made of metal, durable plastic synthetic material or flexible rubber. Bits may be covered with rubber/latex. Bits must not place mechanical restraint upon the tongue. The diameter of the mouthpiece of the bridoon/snaffle and/or curb must be such so as not to hurt the Horse. Minimum diameter of mouthpiece to be twelve millimetres (12 mm) for curb bit, and ten millimetres (10 mm) for bridoon bit. Snaffles must have a minimum diameter of twelve millimetres (12 mm) for Horses and ten millimetres (10mm) for Ponies. The diameter of the mouthpiece is measured adjacent to the rings or the cheeks of the mouthpiece.

5.1. ~~3.1.~~ **Snaffle bits** – snaffle bits are permitted when the use of a double bridle is not required.

5.1.1. ~~3.1.1.~~ Snaffle bits may be used with loose ring, D-Ring, Eggbutt and hanging cheeks. Single or double jointed snaffles may also be used with upper or lower cheeks, full cheeks or Fulmer cheeks. Loose rings may have a sleeve fitted around part of the ring.

5.1.2. ~~3.1.2.~~ A snaffle may have up to two (2) joints. A barrel or ball joint is permitted as the centre link in a double jointed snaffle, however, the surface of the centre piece must be solid with no moveable parts other than a roller. The centre link may be tilted in a different orientation from the mouthpiece but must have rounded edges and may not have the effect of a tongue plate.

5.1.3. ~~3.1.3.~~ A double jointed snaffle or snaffle with rotating mouthpiece may be shaped to allow tongue relief. The maximum height of the deviation is 30mm from the lower part of tongue side to the highest part of the deviation. The widest part of the deviation must be where the mouthpiece contacts the tongue and must have a minimum width of thirty millimetres (30mm). The mouthpiece of a jointed or unjointed snaffle may be shaped in a curve within the dimensions specified above.

5.2. ~~3.2.~~ **Bridoon bits** – a bridoon bit is defined as a snaffle bit that is used together with a curb bit to form a double bridle.

5.2.1. ~~3.2.1.~~ Bridoons may be used with loose ring and eggbutt cheeks.

5.2.2. ~~3.2.2.~~ Bridoons must have one (1) or two (2) joints. A barrel or ball joint is permitted as the centre link in a double jointed bridoon, however, the surface of the centre piece must be solid with no moveable parts other than a roller. The centre link may not have the effect of a tongue plate.

5.2.3. ~~3.2.3.~~ Bridoons where the centre link(s) of the bit can lock and have the effect of a mullen mouth snaffle are not permitted.

5.3. ~~3.3.~~ **Curb Bits.**

5.3.1. ~~3.3.1.~~ The length of the lever arm below the mouth piece of the curb bit is limited to ten centimetres (10 cm). The upper cheek must not be longer than the lower cheek and must not exceed five centimetres (5 cm). If the curb has a sliding mouthpiece, the lever arm of the curb bit below the mouth piece should not measure more than ten centimetres (10 cm) when the mouth piece is at the uppermost position.

5.3.2. ~~3.3.2.~~ Curbs may have straight or S-shaped cheeks. They may have rotating lever arms.

5.3.3. ~~3.3.3.~~ The mouthpiece may be straight or shaped to allow tongue relief. The maximum height of the deviation is thirty millimetres (30mm) from the lower part of tongue side to the highest part of the deviation. The widest part of the deviation must be where the mouthpiece contacts the tongue and must have a minimum width of thirty millimetres (30mm).

5.3.4. ~~3.3.4.~~ The curb chain can be made of metal or leather or a combination. Cover for curb chain can be made of leather, rubber or sheep skin. Curb chain hooks can be fixed or not fixed. Lip strap and rubber, leather or sheepskin cover for curb chain are optional.

6. **Spurs** are optional and must be made of metal. The shank must be either curved or straight pointing directly back from the centre of the spur when on the Athlete's boot. The arms of the spur must be smooth and blunt. If rowels are used, they must be blunt/smooth (no sharp edges) and free to rotate. Metal spurs with round hard knobs are allowed ("Impuls" spur) and the knobs may rotate. "Dummy" spurs with no shank are also allowed.

6.1. In Children and Pony Competitions, spurs are optional, but if used, only blunt metal spurs are allowed. The shank may not be longer than three point five centimetres (3,5 cm) measured from the boot to the tip. Spurs with rowels are not allowed.

7. ~~4.~~ **Whips**. At all international Events, it is forbidden to carry a whip of any kind while competing in the arena. However, the use of one (1) whip, with a total maximum length of one meter and twenty (1.20 m) (pony Competitions maximum one meter -1 m-), in the practice area is allowed. The whip must be dropped before entering the space around the Competition arena or the Athlete will be penalized.

7.1. ~~4.1.~~ Upon arrival on the showground, only the Athlete when riding, walking in hand, leading or lunging a Horse (lunge whip allowed), is allowed to use a whip (maximum one meter and twenty (1.20) / ponies maximum one (1) meter in connection with the training of the Horse. The groom may also walk, lead and lunge a Horse as above. Other parties are allowed to carry a whip, provided it is not in connection with the training of the Horse. For safety reasons, whips at prize-giving ceremonies are allowed.

8. ~~5.~~ **Gadgets**. Martingales, breast plates, bit guards, any kind of gadgets (such as bearing, side, running or balancing reins, nasal strips etc.) and any form of blinkers that interfere with the Horse's vision are, under penalty of elimination, strictly forbidden during training, warm-up and Competitions.

9. ~~6.~~ **Additional Items**:

9.1. ~~6.1.~~ False tails/tail extensions are permitted. False tails may not contain any metal parts, (except for hooks and eyelets), or extra added weight. Random checks will be conducted during the equipment check at the end of the test and contravening this rule will entail a Yellow Warning Card and Elimination.

9.2. ~~6.2.~~ Ear hoods are permitted for all Events and may also provide noise reduction. However, ear hoods must not cover the Horse's eyes. The ear hoods should be discreet in colour and design. Ear hoods may not be attached to the noseband.

9.3. ~~6.3.~~ Earplugs on Horses are forbidden but are allowed at Horse Inspections and prize-giving ceremonies only for safety reasons. Random checks will be conducted during the equipment check at the end of the test and contravening this rule will entail a Yellow Warning Card and Elimination.

9.4. ~~6.4.~~ Any artificial decoration of the Horse is not allowed. It is not allowed to paint any part of the Horse's body nor is it allowed to obscure an existing wound or injury. Contravening this rule will entail a Yellow Warning Card and Elimination.

~~6.5. it is strictly forbidden to use any type of substance (like "marshmallow fluff", shaving cream etc.) around the Horse's mouth to imitate foaming; contravening this rule will entail a Yellow Warning Card and Elimination.~~

9.5. ~~7.~~ Fly masks: fly masks are forbidden in the Competition arena but may be allowed in warmup and training arenas at the discretion of the Chief Steward and President of the Ground Jury.

~~8. **Checking of Saddlery**. A visual check before leaving the last warm up arena may be conducted by the Stewards to prevent Athletes going into the field of play with any forbidden equipment. A visual check can be declined, as it is designed to help Athletes but is not compulsory. However, it remains the full responsibility of the Athlete not to enter with any forbidden piece of Saddlery. A Steward must be appointed to check the Saddlery of each Horse immediately after it leaves the arena. Any discrepancy will be reported to the Judge at C and result in immediate Elimination if confirmed. The checking of the bridle must be done with the greatest caution, as some Horses are very sensitive about their mouths (Refer to FEI Steward's Manual).~~

~~8.1. It shall be the Athlete's/groom's responsibility to remove ear hoods when required. The Steward must use disposable surgical/protective gloves when checking the bridle (a new pair of gloves must be used per Horse).~~

~~9. Warming-up and training areas. Paragraphs one (1) to seven (7) above are valid also for warming-up arenas and other training areas where, however, snaffles with a cavesson or a normal dropped noseband, Mexican noseband or a Flash noseband, boots, bandages are allowed.~~

~~9.1 Lunging cavessons, single direct side reins or double sliding side reins (triangle/dreieck zügel) are permitted when lunging. Lunging is allowed with one (1) lunge line only, attached to either a lunging cavesson or a snaffle bridle/bridoon. Lunging with lunge line attached to the curb is not allowed.~~

~~10. **Identification number**. Each Horse keeps the same identification number provided by the Athlete throughout the Event. It is compulsory that this number is worn by the Horse while actively competing and at any time while working in the exercise and schooling areas or being hand walked (from the time of their arrival until the end of the Event) so that they can be identified by all Officials including the Stewards. Failure to display this number incurs firstly a warning and, in the case of a repeated offence, a fine imposed on the Athlete by the Ground Jury. The identification numbers shall be discreet on white background, the colour of the numbers may vary. The identification number must be displayed at least on one (1) side of the Horse.~~

~~11. **Boots and bandages**: At all international Events, boots and/or bandages on the Horse's legs are forbidden while competing in the arena. The boots and/or bandages must be removed before entering the space around the Competition arena or the Athlete will be penalized.~~

APPENDIX DS/134 – SANCTIONS – SUMMARY FOR FEI COMPETITIONS AND GUIDELINES FOR LOCAL COMPETITIONS

In addition to the listed sanctions, other sanctions may also be imposed by the appropriate body in accordance with the FEI General Regulations.

Article Number	Article extract	Sanction
416	For Competitions where a maximum number of Athletes may compete upon qualification from the previous Competition at the same Event, the next best ranked Athlete will replace the withdrawn Athlete. Any such withdrawal or replacement must be reported to the President of the Ground Jury by the OC. Failing to do so will entail a Yellow Warning Card.	Yellow Warning Card
418	On no account and under penalty of disqualification, may an Athlete/Horse use the Competition arena at any time other than during their performance in a Competition or when at the discretion of the OC the main arena is open for training (see below).	Disqualification
424	Entering the space around the arena with a whip or with boots/bandages on the Horse's legs or with discrepancy in dress (e.g. lack of gloves).	Deduction of 0,5%
424	Entering the Dressage arena with a whip or with boots/bandages on the Horse's legs or with discrepancy in dress (e.g. lack of gloves).	Deduction of 0,5%
424	Entering the arena before the sound of the bell.	Deduction of 0,5%
424	Not entering the arena within forty five (45) seconds after the bell, but within ninety (90) seconds.	Deduction of 0,5%
424	For Freestyle tests, entering the arena after more than thirty (30) seconds of music.	Deduction of 0,5%
424	Using voice or clicking the tongue repeatedly.	Deduction of 0,5%
424	Athletes not taking the reins in one (1) hand at the salute.	Deduction of 0,5%
424	If the Freestyle test is longer or shorter than stipulated on the test sheet, zero point five percentage points (0.5%) will be deducted from the total artistic score, for other technical faults zero point five percentage points (0.5%) will be deducted per fault from the technical score.	Deduction of 0,5%
424	An Athlete who does not participate without legitimate reasons in a Competition where the participation is mandatory, will lose their placing and prize money from the previous Competition(s) in the Event and will be disqualified.	Disqualification
424	Every "error of course" or error of test/execution, whether the bell is sounded or not, must be penalised, except as noted above. First error: Two (2) percentage points from the total score (per Judge). Second error Elimination.	First error : Two (2) percentage points from the total score (per Judge) Second error: Elimination
424	For Young Horses tests, Children, Pony and Junior tests, the deduction for the first error is zero point five percentage points (0.5%) from the total score, for the second error one percentage point (1%) and for the third error, Elimination.	First error: zero point five (0.5%) percentage points from the total score

		Second error: one percentage point (1%) and for the third error, Elimination
424	In a case of marked lameness, the Judge at C informs the Athlete that they are eliminated. There is no appeal against this decision.	Elimination
424	Any resistance which prevents the continuation of the test longer than twenty (20) seconds is punished by Elimination. However, resistance that may endanger Athlete, Horse, Officials or the public will result in elimination for safety reasons earlier than within twenty (20) seconds. This also applies to any resistance before entering the Dressage arena.	Elimination
424	In the case of a fall of a Horse and/or an Athlete, the Athlete will be eliminated.	Elimination
424	A Horse leaving the arena completely, with all four (4) feet, during a Dressage Competition between beginning and end of the test will be eliminated.	Elimination
424	Any outside help by voice, signs, etc. (earphone and/or electronic communication devices included) is considered as illegal or unauthorized assistance. Illegal or unauthorised assistance will result in elimination of that combination.	Elimination
424	If the Judge at C suspects fresh blood anywhere on the Horse during the test, they will stop the Horse to check for blood. If the Horse shows fresh blood, it will be eliminated. The elimination is final. If the Judge through examination clarifies that the Horse has no fresh blood, the Horse may resume and finish its test.	Elimination
424	If the FEI Steward discovers fresh blood in the Horse's mouth or in the area of the spurs during the check at the end of the test, they inform the Judge at C, who will eliminate the Horse and the Athlete.	Elimination
424	If the FEI Steward discovers fresh blood anywhere else on the Horse's body (i.e., other than the Horse's mouth or in the area of the spurs) during the check at the end of the test, and the Athlete/Horse combination is not automatically eliminated, it should be examined by an FEI Veterinarian who will advise the FEI Chief Steward and the Judge at C on the horse's fitness to continue. If the Judge at C decides the Horse is not fit to continue, the Horse will not be permitted to take part in any further Competition(s) or tests at the Event, but the result(s) obtained by the Athlete/ Horse combination in any Competition(s) or tests already completed shall stand and be included in the results / ranking.	Not permitted to take part in any further Competitions
424	If the Horse is injured during the test and starts bleeding after finishing the test, it should be examined by an FEI Veterinarian prior to the next Competition to determine if it is fit to continue in the Event the following day(s). The decision of the FEI Veterinarian is not subject to appeal.	Not permitted to take part in any further Competitions
424	Horse and Athlete combination not being able to fulfil the requirements of the level.	Elimination

424	The performance is against the welfare of the Horse and/or shows abusive riding.	Elimination
424	Horse and Athlete combination not entering the Competition arena within ninety (90) seconds after the bell. Except where a valid reason thereto has been informed to the Judge at C (valid reason may be losing a shoe, etc).	Elimination
427	Prize-Giving: Carelessness or irresponsible behaviour may result in the giving of a Yellow Warning Card.	Yellow Warning Card
431 and GRs	Non-compliance with Protective Headgear Rules (Ref. GRs)	Yellow Warning Card
434	Earphones and/or other electronic communication devices are strictly prohibited at FEI Dressage Competitions whilst competing, and such usage is penalised by elimination.	Elimination
434	Gadgets. Martingales, breast plates, bit guards, any kind of gadgets (such as bearing, side, running or balancing reins, nasal strips etc.) and any form of blinkers that interfere with the Horse's vision are, under penalty of elimination, strictly forbidden during training, warm-up and Competitions.	Elimination
434	False tails/tail extensions are permitted. False tails may not contain any metal parts, (except for hooks and eyelets), or extra added weight. Random checks will be conducted and contravening this rule will entail a Yellow Warning Card and Elimination.	Elimination
434	Earplugs on Horses are forbidden but are allowed at Horse Inspections and prize-giving ceremonies only for safety reasons. Random checks will be conducted and contravening this rule will entail a Yellow Warning Card and Elimination.	Yellow Warning Card/Elimination
434	Any artificial decoration of the Horse is not allowed. It is not allowed to paint any part of the horse's body nor is it allowed to obscure an existing wound or injury. Contravening this rule will entail a Yellow Warning Card and Elimination.	Yellow Warning Card/Elimination
434	It is strictly forbidden to use any type of substance (like "marshmallow fluff", shaving cream etc.) around the Horse's mouth to imitate foaming; contravening this rule will entail a Yellow Warning Card and Elimination.	Yellow Warning Card/Elimination
439	No one other than the Athlete may ride the Horse/Pony they are entered with, as of the official opening of the stables according to the FEI approved schedule as well as for the duration of the whole Event under penalty of disqualification.	Disqualification
439.2	Under no circumstances is it permitted to school the Horses in other areas than the official training arenas. No schooling is permitted in any area which cannot be supervised by the Stewards. Contravening this rule will entail a Yellow Warning Card and Elimination.	Yellow Warning Card/Elimination

APPENDIX DS/14 – PROTOCOL - application of FEI Veterinary Regulations Article 1004.4 – Unnatural foam

FEI Veterinary Regulations Article 1004.4

It is strictly forbidden to use any type of substance/product inside or around the Horse's mouth and/or tongue that may (i) imitate, induce or cause foaming; and/or (ii) coat or otherwise cover, or partially cover the bit. The prohibition excludes the use of products permitted in the FEI Tack App and the provision of permitted natural treats given in moderation. Contravening this rule will entail a Yellow Warning Card and Elimination.

Purpose of the rule

To prevent horses at FEI Events being trained, warmed up and/or competed with unnatural foaming i.e., thick and/or sticky, in and around horses' mouths caused by the use of substances/products that may imitate, induce or cause foaming and / or coat or otherwise cover, or partially cover the bit. The purpose of the rule is to avoid use of these substance / products to mask issues in the oral cavity such as discoloration of the tongue.

Guidelines

A preventive approach should be applied – where an FEI Official observes a horse that they strongly suspect of having thick, sticky foam covering the tongue/gums or around its mouth, the FEI Official must intervene, stop the horse and request the PR to immediately wipe or rinse the mouth of the horse.

- If the observation is done during training or warm-up, the Chief Steward must report this to the Ground Jury President. The incident must be reported in the Judge Report with name of the Horse and PR.
- If the observation is made during competition i.e. while the horse is in the field of play/competition arena, the Ground Jury must have the horse inspected at the end of the round / performance / test, the foam is to be documented by photo/video and a swab sample to be collected (wipe from tongue/gum/lips).

  If the foam is thick and sticky, the combination must be eliminated and the PR given a Yellow Warning Card. The photos/video and swab are to be sent to the FEI Veterinary Department together with a written report signed by the President of the Ground Jury.

Evidence Gathering – unnatural foam

In case of an observation made during competition on the Field of Play / Competition Arena

1. Use clean disposable gloves

2. Test if the foam is sticky / unnatural by taking the foam between your index finger and thumb and spreading the two fingers apart. Unnatural foam sticks to the gloves. Natural saliva is lubricant.

3. A. If the foam does NOT stick to the gloves, the test is negative - no further action is taken

3. B. If the foam sticks to the gloves, the test is positive - proceed with evidence gathering

- Take photos/video of the foam. Make sure to includes the lips/tongue/gum

- Put the disposable gloves used in 2) in a re-sealable plastic bag. Seal and mark the bag with date and time for collection, event venue, name of the horse and PR. Sign the bag with your name. Request that the PR also signs the bag.

- Pack the sealed bag in an extra plastic bag and a cardboard box etc.

- Send as registered/tracked package to:

Fédération Equestre Internationale
FEI Veterinary Department
HM King Hussein I Building
Chemin de la Joliette 8
1006 Lausanne, Switzerland

- Send the photos/video and the shipment number etc. to veterinary@fei.org

- The finding should be reported via the Judge Report

- FEI will reimburse cost for the shipment

Examples of unnatural foam – sticky and thick



Photos by Anders Deros

Examples of natural saliva – lubricant and non-sticky



Photo by FEI



© Eurodressage.com

Permitted natural treats

- Apples, carrots or other fruits/berries/vegetables traditionally given to horses as treats
- Bread traditionally given to horses as treats
- Feed pellets (stud cubes etc)
- Sugar cubes (without binding material)

Disclaimer – Be mindful to use treats that does not contain any FEI Prohibited Substance

Avoid using at FEI Events during training, warm up and competition
Manufactured treats that cause unnatural foaming e.g., sugar based with binding materials such as gelatine, bee wax, gum arabica/gum acacia